

SADHU VASWANI INTERNATIONAL SCHOOL FOR GIRLS SHANTINIKETAN, NEW DELHI

PRE-PRIMARY MONTHLY BULLETIN

OCTOBER, 2023

THEME OF THE MONTH: **PLACES AROUND US**

- Market
- Railway Station
- Airport

COGNITIVE SKILLS

Identification – To be able to identify the landmarks near their house for safety and security.

Recognition- To be able to recognize and name objects at different places for e.g. railway track and train at the railway station, different shops in the market, etc.



Classification - To be able to classify various objects and items found in a particular place.

For e.g. rice, pulses, sugar, biscuits at grocery shop.



Differentiation- To be able to differentiate between places like market, railway station, airport on the basis of objects related to these places. Many activities will be conducted and conversation related to these topics will be done.

Q1 Where do we go and buy household things?

Q2 Where do we see trains and railway tracks?



EXCURSION-

Experiential Learning: Visit to Market

To instill the importance of cleanliness in the children, a visit to the market has been scheduled on 27th October 2023.




Grocery Shop



Optical Shop



Pharmacy Shop



Stationery

FESTIVAL OF THE MONTH

DUSSEHRA: The victory of good over evil

Festival will be celebrated on 20th October, 2023 and its significance will be discussed through activities and a story.



LANGUAGE SKILLS

Conversational Skills:

To enhance conversational skills children will speak short sentences on the topic

“Market” for example-

There are many shops in the market, like grocery shop, optical shop, chemist shop, stationery shop.

We buy our daily and necessary items from different shops in the market.

Vocabulary Building Words:

grocery shop, optical shop, pharmacy shop, stationery shop, worship, victory, greenery, festivals, pride, occasion

STORY TIME

The Ant and the Grasshopper

(through activity and dramatization)

STORY SHEET - OCTOBER

The Ant and Grasshopper

In a field, one summer's day a Grasshopper was hopping about, chirping and singing to its heart's content. An Ant passed by, bearing along with great toil an ear of corn he was taking to the nest.

Why not come and chat with me," said the Grasshopper. "Instead of toiling and molling in that way?"

"I am helping to lay up food for the winter," said the Ant, "and recommend you to do the same. "Why bother about winter?" said the Grasshopper; "We have got plenty of food at present." But the Ant went on its way and continued its toil.

When the winter came the Grasshopper had no food and found itself dying of hunger-while it saw the ants distributing every day corn and grain from the stores they had collected in the summer. Then the Grasshopper knew; it is best to prepare for days of need.



Moral : Work today and reap the benefits tomorrow

PRE-PRIMARY— 5

RHYME TIME

RHYMES

October

Theme of the Month - Places Around Us
Festival - Dussehra

My Neighbourhood

What's in your neighbourhood?
What's in your neighbourhood ?
There's a post office ,
I post a letter there.

What's in your neighbourhood ?
What's in your neighbourhood ?
There's a supermarket ,
I buy vegetables there .

What's in your neighbourhood ?
What's in your neighbourhood ?
There's a chemist,
I buy medicines there.

What's in your neighbourhood ?
What's in your neighbourhood ?
There's a library,
I read books there.

What's in your neighbourhood ?
What's in your neighbourhood ?
There's a park ,
I go and play there.



Bits Of Paper

Bits of paper,
Bits of paper,
Lying on the floor,
Lying on the floor,
Make the place untidy,
Make the place untidy,
Pick them up,
Pick them up.

Pick the bits of paper,
Pick the bits of paper,
Lying on the floor,
Lying on the floor,
Throw them in the dustbin,
Throw them in the dustbin,
Let's clean up,
Let's clean up.

दशहरा

राम जी की महिमा अपार
करो राम जी की जय-जयकार।
अपने पिता का वचन निभाया
राम गये वनवास
सीता का दुख सहन किया,
पर कभी न मानी हार।
लक्ष्मण और हनुमान को लेकर
लंका गये श्री राम
दुष्ट छली रावण को मारा
किया अधर्म का नाश
सीता को संग ले कर आए
राम अपने द्वार
खुशियाँ ही खुशियाँ फिर छाई
फिर से आई बहार।

Skills : Vocabulary enhancement, Pronunciation.

PRE-PRIMARY - 5

ENGLISH

Reading Skills: * Revision of reading of three letter words of vowel 'a' and 'e'
 * Introduction of reading of three letter words of vowel 'i' from the Reader.

Read the words with 'ip' sound.

sip zip lip hip

Read the words with 'ig' sound.

fig mig

big dig

Read the words with 'in' sound.

win tin pin

bin fin

Read the words with 'ib' sound.

bib nib rib

Look and say.

it	in	ig	ip	id	ib
fit	win	dig	dip	hid	bib
bit	pin	fig	lip	kid	nib
pit	fin	rig	zip	bid	rib
lit	bin	big	sip	did	
sit	tin	pig	rip	mid	

Complete the crossword puzzle.

p n
 i
 i b
 t i

Read the words with 'id' sound.


lid kid mid hid

Read the words with 'ill' sound.

mill hill bill pill

Writing Skill: Revision of three letter words of vowel 'a' and 'e'

Introduction of three letter words of vowel 'i' along with the pictures e.g. –



Identification: To identify the picture and circle the correct word.
Recognition: Recognize the picture and write the missing letter.

Circle the correct word for each picture.

	pin tin bin		lip zip hip
	mid bid kid		hit sit lit
	nib bib rib		win tin fin
	mig big dig		bid hid did

Write the missing letter for each picture.

 l i _	 _ i n	 _ i n
 z i _	 b _ b	 k _ d
 m i _	 l _ t	 t _ n

Read the words and draw pictures:

tin

pin

bib


lip

हिंदी

- दो अक्षर वाले शब्दों की मौखिक व लिखित पहचान
- पाठ्य पुस्तक से पठन
- चित्र पहचान कर शब्द लिखो
- चित्र बनाओ
- शब्द को सही चित्र से मिलाओ
- खाली स्थान भरो



दो अक्षर वाले शब्द	
	फ + ल = फल
	व + न = वन
	न + ल = नल
	घ + र = घर
	ब + स = बस
	र + थ = रथ
	ह + ल = हल
	ग + ज = गज
	ज + ग = जग
	ध + न = धन




ANALYTICAL SKILLS: To develop quantitative analysis.

MATHS: Revision of concepts

- After and in between
- Counting 1-50
- Backward counting 30-1


Recap 

Write numbers 1-50.





1

10 50


Recap 


Write the missing numbers in the empty boxes.

Start 




1 2 5 9 14 15 18 25 22 28 30 32 38 35 40 44 47 50

End 

Practice 


Write the numbers that come **after** the given numbers.




55 57

59 56

53 51

Practice 

Write the numbers that come **between** the given numbers.



50 52

57 59

54 56

58 60

51 53

53 55

56 58

Introduction of-

Serial counting 51-60

Write the numbers in tens and ones for 51-60.







Tens	Ones	Tens	Ones	Tens	Ones	Tens	Ones
5	1						
5	2						
5	3						
5	4						
5	5						
5	6						
5	7						
5	8						
5	9						
6	0						

Backward counting 40-1



What comes before

Write the number that comes before the given number.

---		---	
---		---	
---		---	

GLOBAL HANDWASHING DAY 15th OCTOBER

Let's Wash Our Hands!

Whooshy washy!
Wet our hands
Under running water

Add some soap and
Rub them hard
Don't miss any part!

Between our fingers
Under the nails
Rid germs without fail

Front and back
And round the wrist
No germs will be missed!

They may hide
But we shall seek
So we will not fall sick!

Splishy splashy
Bye bye germs
Down the drain they squirm

With clean towels
We dry our hands
Now let's show our friends!

Copyright © 1998 P.E. Arnold



Palm to palm



Between fingers



Back of hands



Base of thumbs



Back of fingers



Fingernails



Wrists



Rinse and wipe dry

Remember to wash our hands:



After using
the toilet



After sneezing
or coughing



After playing
with pets



After sports or
playing outside



Before eating



HAND WASHING STEPS



RINSE



SOAP



SCRUB
5 SECONDS



SCRUB
5 SECONDS



SCRUB
5 SECONDS



SCRUB
5 SECONDS



RINSE



DRY

© KidsCanHaveFun

Value Education and Attitude: To be sensitive towards our surroundings (not to litter around; keep our surroundings - like our market, our playgrounds etc. – clean.)

Cleanliness Drive: Students will make paper bags to symbolize the need of saying no to plastic and spread awareness among family and friends.



Let's join hands to keep our surroundings clean!



Life –Skills: Pollution free Dussehra will be promoted by *not burning the effigy of Ravana*



Decision making: Through the cleanliness drive, students will learn that all the trash has to be put in the dustbin and they will learn that plastic is not good for environment and thus, we should say no to plastic and use paper bags instead.



For Parents

- Encourage your daughter to converse in English using simple sentences, Example: I sleep on my bed.
Spread the mat.
- Motivate your daughter to read and construct simple sentences in English.



- Kindly reinforce the significance of the festival of the month- Dussehra.
- Inculcate the habit of carrying cloth or paper bag while going out to the market.
- Use bins and if they are not installed, carry the garbage till you get a place to dispose it.
- Reinforcement of landmarks near school and home to help her familiarize with the places.

Ms. Inderjot Kaur Mehta
Pre Primary Coordinator