

SADHU VASWANI INTERNATIONAL SCHOOL FOR GIRLS

SHANTI NIKETAN, NEW DELHI

PRE-SCHOOL


DECEMBER, 2023

## TOPIC OF THE MONTH

### TRANSPORT



### SAFETY MEASURES



### WINTER SEASON



## HOW WE TRAVEL?

### DIFFERENTIATION:

To differentiate between various means of transport-

How do we travel from one place to another?



### IDENTIFICATION:

Name the vehicles which have:


**TWO WHEELS**



**THREE WHEELS**



**FOUR WHEELS**



**MORE THAN FOUR WHEELS**



**RECOGNITION:**

**Name vehicles that**

• fly us from one place to another

- run on tracks



• run on road



• sail on water



**OBSERVATION:**

- Name the three colours in the traffic light and their significance.



- At the crossing you should always use zebra crossing to cross the road.



# WINTER SEASON

• Name the winter months



- DECEMBER
- JANUARY
- FEBRUARY

• Name the fruits/vegetables we get in winter season



• **Types of winter clothes**



• **Electrical appliances used in winter season**



. **Do's and don'ts to be followed in winter season-**

- **We should wear woollen clothes.**
- **We should drink hot milk.**
- **We should remain hydrated.**
- **Avoid playing outside for long duration.**
- **Avoid getting wet/ playing in water.**

# EXPERIENTIAL LEARNING

## 1. Visit to Science Park in school premises Formation of secondary colour PURPLE



Red + Blue = Violet

## 2. Visit to medical room in school premises-



## 3. Visit to TRAFFIC TRAINING PARK - (6<sup>th</sup> December 2023 - tentative)



# FESTIVAL OF THE MONTH

## CHRISTMAS

Christmas will be celebrated on December 22<sup>nd</sup>, 2023 and its significance will be discussed.





## LANGUAGE SKILLS:

### ENGLISH

## LISTENING AND SPEAKING SKILLS

## CONVERSATION: SAFETY MEASURES ON THE ROAD

Students will speak short sentences on rules to be followed for safety on road. For e.g.

1. We should cross the road on Zebra Crossing.
2. We should not play on the road.
3. We should not stand between two parked cars, etc.



**VOCABULARY BUILDING-** Zebra crossing, traffic lights, footpath, queue, helmet.

## "Do's and don'ts to be followed in winter season"

- We should wear woollen clothes.
- We should drink hot milk.
- We should remain hydrated.
- Avoid playing outside for long duration.
- Avoid getting wet / playing in water.

## STORY TIME

### THE ANT AND THE PIGEON

(Through activity and dramatization)



**A thirsty ant crawled to river to drink water. It slipped and fell into the water. “Help me, help me”, it cried. A pigeon flying by saw the ant in trouble.**

**It broke off a leaf from the tree and threw it into the water. The ant crawled onto the leaf and was saved.**

**One day, hunter came to catch the pigeon. The ant saw this and bit the hunter’s foot. The hunter shouted in pain. The pigeon got frightened by the noise and flew away.**

**MORAL: IF YOU ARE KIND TO OTHERS, THEY WILL ALSO BE KIND TO YOU.**

## RHYME TIME

### TRANSPORT

December

#### नाव हमारी

जल्दी जल्दी दौड़े आओ,  
रंग बिरंगे कागज़ लाओ,  
सुंदर सी एक नाव बनाकर,  
मिलजुल कर उसको तैराओ  
खूब तेज़ चलती है नाव,  
कभी न थकती अपनी नाव,  
आगे आगे बढ़ती जाती,  
पार हमें ले जाती नाव

#### सुरक्षा नियम

बच्चों, सड़क पार जब करना  
इतनी बात ध्यान में रखना,  
पहले अपने दाएँ देखो,  
फिर तुम अपने बाएँ देखो ।  
फिर से देखो दाएँ - बाएँ,  
अगर जो मोटर गाड़ी आए,  
हॉर्न - घंटी पड़े सुनाई,  
तभी ज़रा रुक जाना भाई ।  
जब यह सड़क साफ दिख जाए,  
मोटर गाड़ी नज़र न आए  
सड़क संभलकर करना पार  
कहलाओगे तुम होशियार ।

#### TRAFFIC LIGHT

At the crossroads,  
Can be seen,  
Three bright lights,  
Red, yellow and green,  
STOP, says red,  
There's traffic ahead,  
Yellow says, WAIT  
You won't be late.  
Green says, GO,  
Don't be slow



#### CHHUK-CHHUK TRAIN

Chhuk-Chhuk, Chhuk-Chhuk,  
Comes the train.  
Into the station and out again.  
Pulling boggies, whistling loud,  
The big black engine, looking proud!



#### TRANSPORT

Take a bus or take a train  
Take a boat or a plane  
Take a taxi, take a car  
Maybe near or maybe far  
Take a rocket to the moon  
But be sure to come back soon

#### I'M A HELICOPTER

I'm a helicopter, won't you watch me fly?  
I can fly so low and I can fly so high.  
I can fly straight forward,  
And I fly backwards, too.  
And I can fly from side to side,  
That is what helicopters do!



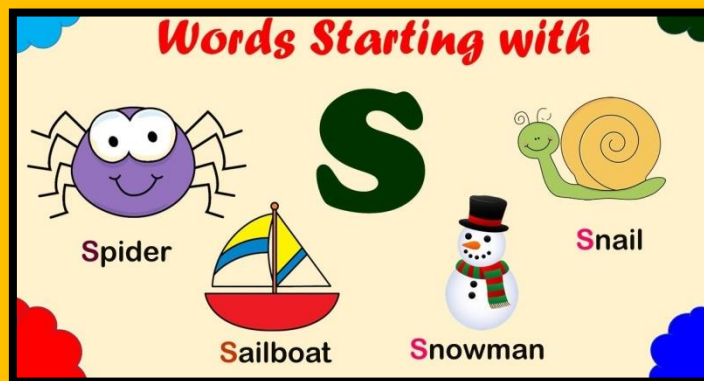
Skills : Vocabulary enhancement, Pronunciation

PRE-SCHOOL-8

## RECOGNITION SKILLS:

**Recognition and differentiation of the letters A – Z  
(through phonetics)**

- **Drilling of words beginning with the above letters A.....Z For e.g. A for Apple, Apron, Aeroplane, Ambulance**
- **Revision and developing vocabulary of the letters done so far T, I, L, F, E, H, N, M, V, W, Y, A, X, Z, K, O, Q, C, G, P, R, B, D, U, J**
- **Recognition of the letters: S –with phonetic sound and lower case a, b, c, d, e, f, g, h, I, j**
- **Vocabulary building: words beginning with these letters.**



## READING SKILLS:

**Reading from the English Reader: “Letter Delight”**



**WRITING SKILLS:**

**Formation of the letters – S, with the help of crayons**

Name : \_\_\_\_\_ Date : \_\_\_\_\_

**Alphabet**

Colour the pictures :

SUN SNAIL

SWAN SOCKS

SLIDE

Trace and write the letter 'S'

|   |   |   |   |   |
|---|---|---|---|---|
| S | S | S | S | S |
| S | S | S | S | S |
|   |   |   |   |   |

Language Skills : Identification, Fine motor co-ordination, Vocabulary building

PRE-SCHOOL - 54

**Pattern tracing-**

**Revision and practice of patterns in notebook.**

**Formation of the letters (A a – J j) in capital and small (print) in the notebook.**

Trace and draw the curved lines.

Date : \_\_\_\_\_ Teacher's Sign : \_\_\_\_\_

Trace and write the letter 'a'.



Date : \_\_\_\_\_ Teacher's Sign : \_\_\_\_\_

# UNDERSTANDING OF NUMERICAL CONCEPTS

## ANALYTICAL SKILLS

To develop quantitative analytical skills revision of numbers 1-10:

- Recognition, Value Counting, Writing of numbers through games and activities.
- Number Work 1-----10 in the notebook
- Exercises like value counting, count and write, etc.




## GANIT WEEK

Activity: "Feed the Monster" on 20<sup>th</sup> December, 2023



## VALUE EDUCATION

- To be Obedient and Listen to elders.



## ATTITUDE

Sensitive towards the vehicle we travel in.

Cleanliness of the vehicles to maintain good health and prevent disturbances while driving.



## LIFE SKILL: DECISION MAKING

### Following the safety and traffic rules

for e.g. not to peep out of a moving vehicle, not to run on the road, not to play with sharp objects like knife and scissors, and electrical appliances and switches.



## FOR PARENTS

Discuss with your daughter the following Safety Norms-


- To observe safety measures while handling sharp objects like knife and scissors, and electrical appliances and switches.
- Not to peep out of a moving bus/car.
- Not to throw anything out of the bus/car.



• **Help your daughter to write her name and date and practice writing of alphabets following line concept.**

• **Help your daughter to do value counting of various objects.**

• **Encourage your daughter to do picture reading from short story books.**



**Ms. Inderjot Kaur  
Pre-Primary Co-ordinator**