



WINTER
HOLIDAY
HOMEWORK



CLASS : **KG**

-----'S
HOMEWORK FOLDER



Time for winter vacation...
Give wings to your imagination, lift up your spirits and gain knowledge.

Dear students

As we bid goodbye to 2023 and are ready to welcome 2024 with open arms. We at PIS hope and wish that the coming year brings lots of new opportunities and learnings your way. So, let's begin the year 2024 with new learning. A holiday means to take a break from your daily routine, getting up early and attending classes. But, you have to learn to be responsible too. So, all of you are going to take up certain responsibilities in your winter break.

- ❖ **Read lots of books in English and Hindi.**
- ❖ **Improve your handwriting.**
- ❖ **Remember to use magic words like sorry, thank you and please.**
- ❖ **Make your daily time- table and revise all the subjects.**
- ❖ **Obey your elders and parents**
- ❖ **Help your parents in daily chores**
- ❖ **Do up your room and keep your things in place.**
- ❖ **Do physical exercises and go for a walk**
- ❖ **Spend lot of time with your family members and loved ones.**

Guidelines for parents:

Parents are requested to encourage their ward to do the homework independently.

- ❖ **They can help the child if he/she needs help.**
- ❖ **Parents are advised to guide, motivate and facilitate their children to complete their holidays homework.**

WINTER HOLIDAY HOMEWORK

<u>SUBJECTS</u>	<u>Worksheets / Writing work</u>
ENGLISH	<ul style="list-style-type: none"> • My first book of phonics- Do pg. no. 12, 13 & 22 • Do as set in notebook .
HINDI	<ul style="list-style-type: none"> • Do as set in notebook.
MATHS	<ul style="list-style-type: none"> • Do as set in notebook • Do pg. no. 187, 188
GENERAL AWARENESS	<ul style="list-style-type: none"> • Learn five Birds Name with spelling (hen, crow, owl, parrot, peacock)



ENGLISH





NAME : _____

Dt. _____

CVC-worksheet

-at Family


CherFev

Word-Picture Matching

fat •



rat •



bat •



mat •



cat •







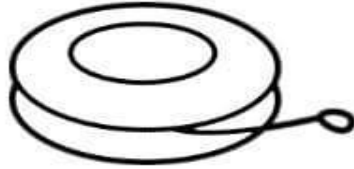






NAME : _____

Dt. _____

Name: _____

Santa's TOYS

Color the beginning sound of each toy.

 t n r	 s c u	 p y h
 g f k	 d s m	 k q b
 b d h	 e r w	 v s c

© My Teaching Pal



MATHS





WINTER HOLIDAY HOMEWORK

CLASS : KG

SUBJECT : Maths

NAME : _____

Dt. _____

Directions: Color in each leaf using the color code.

- 1 - Red 2 - Blue 3 - Orange 4 - White 5 - Brown
6 - Green 7 - Purple 8 - Yellow 9 - Black 10 - Rainbow





NAME : _____

Dt. _____



NAME: _____

Before and After Numbers

Directions: Write the numbers that come before and after the numbers on the watering cans.

<input type="text"/>		<input type="text"/>
----------------------	--	----------------------

<input type="text"/>		<input type="text"/>
----------------------	---	----------------------

<input type="text"/>		<input type="text"/>
----------------------	---	----------------------

<input type="text"/>		<input type="text"/>
----------------------	--	----------------------

<input type="text"/>		<input type="text"/>
----------------------	---	----------------------

<input type="text"/>		<input type="text"/>
----------------------	--	----------------------

<input type="text"/>		<input type="text"/>
----------------------	---	----------------------

<input type="text"/>		<input type="text"/>
----------------------	--	----------------------

<input type="text"/>		<input type="text"/>
----------------------	---	----------------------

<input type="text"/>		<input type="text"/>
----------------------	--	----------------------

<input type="text"/>		<input type="text"/>
----------------------	---	----------------------

<input type="text"/>		<input type="text"/>
----------------------	--	----------------------







NAME : _____

Dt. _____

Hot Cocoa Cups

twelve eleven three nine two seven
one four six five eight ten

Directions: Write the number word on each cocoa cup. Use the word bank.





HINDI I





NAME : _____

Dt. _____

थ द ध
त न
ण प
ठ ड ढ
ट ज झ ज छ
फ
ब
च भ

ड म क्ष श्र
घ य र ल व श ष ह त्र ज्ञ
ग स
ख अ आ इ ई
क उ

अं अं औ औं ऐं ऐं ऊं



MPEC
POWERED BY
PRATAP INTERNATIONAL
Affiliated to CBSE

WINTER HOLIDAY HOMEWORK

CLASS : KG

SUBJECT : हिंदी

NAME : _____

Dt. _____

नीचे दिए गए 2 अक्षर के शब्दों को पढ़िए और चित्रों से मिलाइए।
Read the 2 letter words and match with pictures.



दस

नल

फल

रथ

जग

टब

घर

बस

पढ़

पग



10





GENERAL AWARENESS



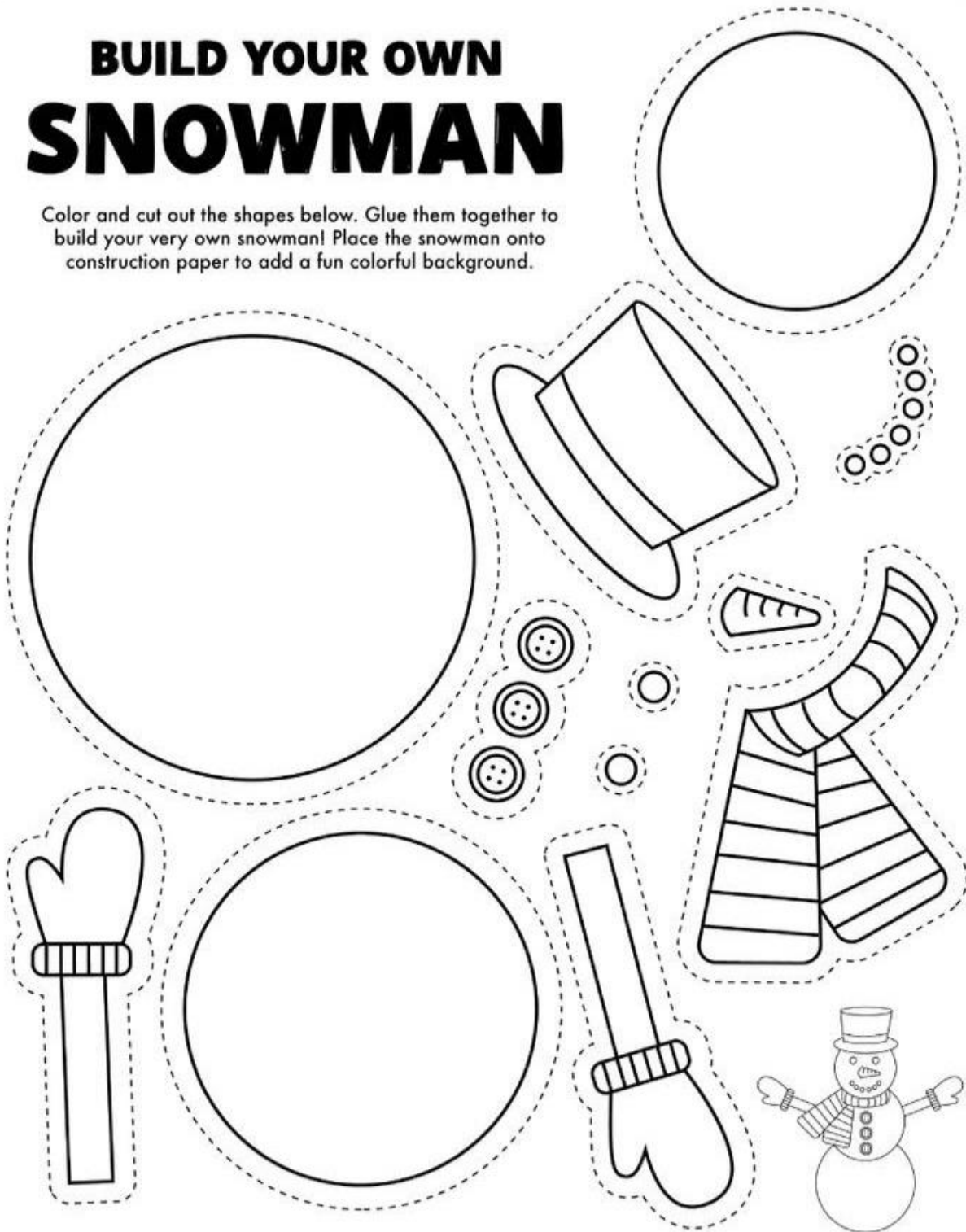


NAME : _____

Dt. _____

BUILD YOUR OWN SNOWMAN

Color and cut out the shapes below. Glue them together to build your very own snowman! Place the snowman onto construction paper to add a fun colorful background.






NAME : _____

Dt. _____





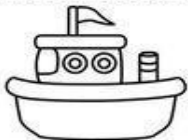
Name _____

Transportation Sort

Cut, color, and paste the modes of transportation onto the correct area of the picture.



A Planning Playtime product. © 2021 by Amy Nielson











NAME : _____

Dt. _____

Winter Break Challenge

Can you do these activities to keep your brain strong over the break? Colour a mitten for each activity that you do. Return this sheet when you get back for something special!



Parent Signature: _____



NAME : _____

Dt. _____

Colorful Winter!

Name: _____

1- blue 4- orange
2- red 5- purple
3- green 6- yellow



Happy
New year

