



WINTER
HOLIDAY
HOMEWORK



CLASS : 1

-----'S
HOMEWORK FOLDER



Time for winter vacation...
Give wings to your imagination, lift up your spirits and gain knowledge.

Dear students

As we bid goodbye to 2023 and are ready to welcome 2024 with open arms. We at PIS hope and wish that the coming year brings lots of new opportunities and learnings your way. So, let's begin the year 2024 with new learning. A holiday means to take a break from your daily routine, getting up early and attending classes. But, you have to learn to be responsible too. So, all of you are going to take up certain responsibilities in your winter break.

- ❖ Read lots of books in English and Hindi.
- ❖ Improve your handwriting.
- ❖ Remember to use magic words like sorry, thank you and please.
- ❖ Make your daily time- table and revise all the subjects.
- ❖ Obey your elders and parents
- ❖ Help your parents in daily chores
- ❖ Do up your room and keep your things in place.
- ❖ Do physical exercises and go for a walk
- ❖ Spend lot of time with your family members and loved ones.

Guidelines for parents:

Parents are requested to encourage their ward to do the homework independently.

- ❖ They can help the child if he/she needs help.
- ❖ Parents are advised to guide, motivate and facilitate their children to complete their holidays homework.

WINTER HOLIDAY HOMEWORK

<u>SUBJECTS</u>	<u>Worksheets / Writing work</u>	<u>App to be used : Altura</u>
ENGLISH	<ul style="list-style-type: none">• Do the attached worksheet and paste in notebook.• Do one page daily of your cursive writing book.	<ul style="list-style-type: none">• Do the assigned work on Altura app.
HINDI	<ul style="list-style-type: none">• Do the attached worksheet and paste in notebook.• Do one page daily सुलेख of Hindi writing book.	_____
MATHS	<ul style="list-style-type: none">• Do the attached worksheet and paste in notebook.	<ul style="list-style-type: none">• Do the assigned work on Altura app.
EVS	<ul style="list-style-type: none">• Do the attached worksheet and paste in notebook.	<ul style="list-style-type: none">• Do the assigned work on Altura app.



ENGLISH






NAME : _____ ROLL NO. _____ Dt. _____



Look at the pictures and complete the paragraph. The words are given in the box.

biscuits pastries park merry-go-round
family sunny bakery

One  _____ day, we were all bored. We decided to go to the





_____. At the _____



we played on the

_____. After that we were hungry. We went to the


























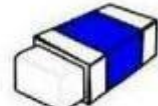
_____ and ate some  _____ and some 

_____. My  _____ was very happy.



NAME : _____ ROLL NO. _____ Dt. _____

a / an

- | | | | | | | | |
|----|---|-------|----------|----|--|-------|---------|
| 1 |  | | orange | 13 |  | | igloo |
| 2 |  | | apple | 14 |  | | giraffe |
| 3 |  | | umbrella | 15 |  | | banana |
| 4 |  | | rabbit | 16 |  | | uncle |
| 5 |  | | bus | 17 |  | | flower |
| 6 |  | | ant | 18 |  | | ear |
| 7 |  | | desk | 19 |  | | bear |
| 8 |  | | elephant | 20 |  | | ring |
| 9 |  | | sheep | 21 |  | | arm |
| 10 |  | | lemon | 22 |  | | farmer |
| 11 |  | | egg | 23 |  | | eye |
| 12 |  | | peach | 24 |  | | eraser |



MATHS





NAME : _____ ROLL NO. _____ Dt. _____

Spot the pattern and then fill in the missing patterns.

1) Shade the last 2 snails



2) Write the next 3 numbers in this pattern.

5	6	7	8	5	6	7	8	5	6	7	8			
---	---	---	---	---	---	---	---	---	---	---	---	--	--	--

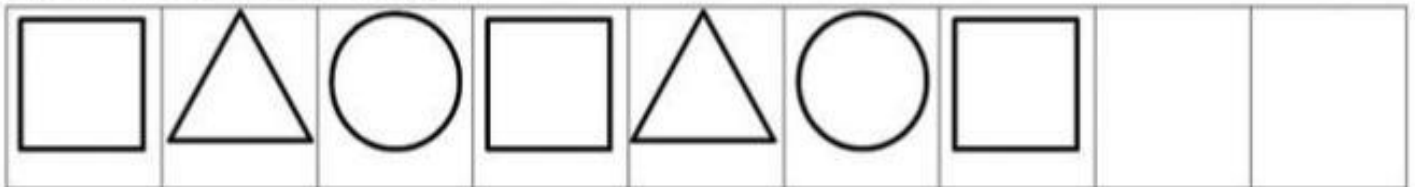
3) Shade the last 2 starfish to finish the pattern.



4) Complete the last 2 dice patterns.



5) Draw the last 2 shapes



6) Write in the last 3 letters

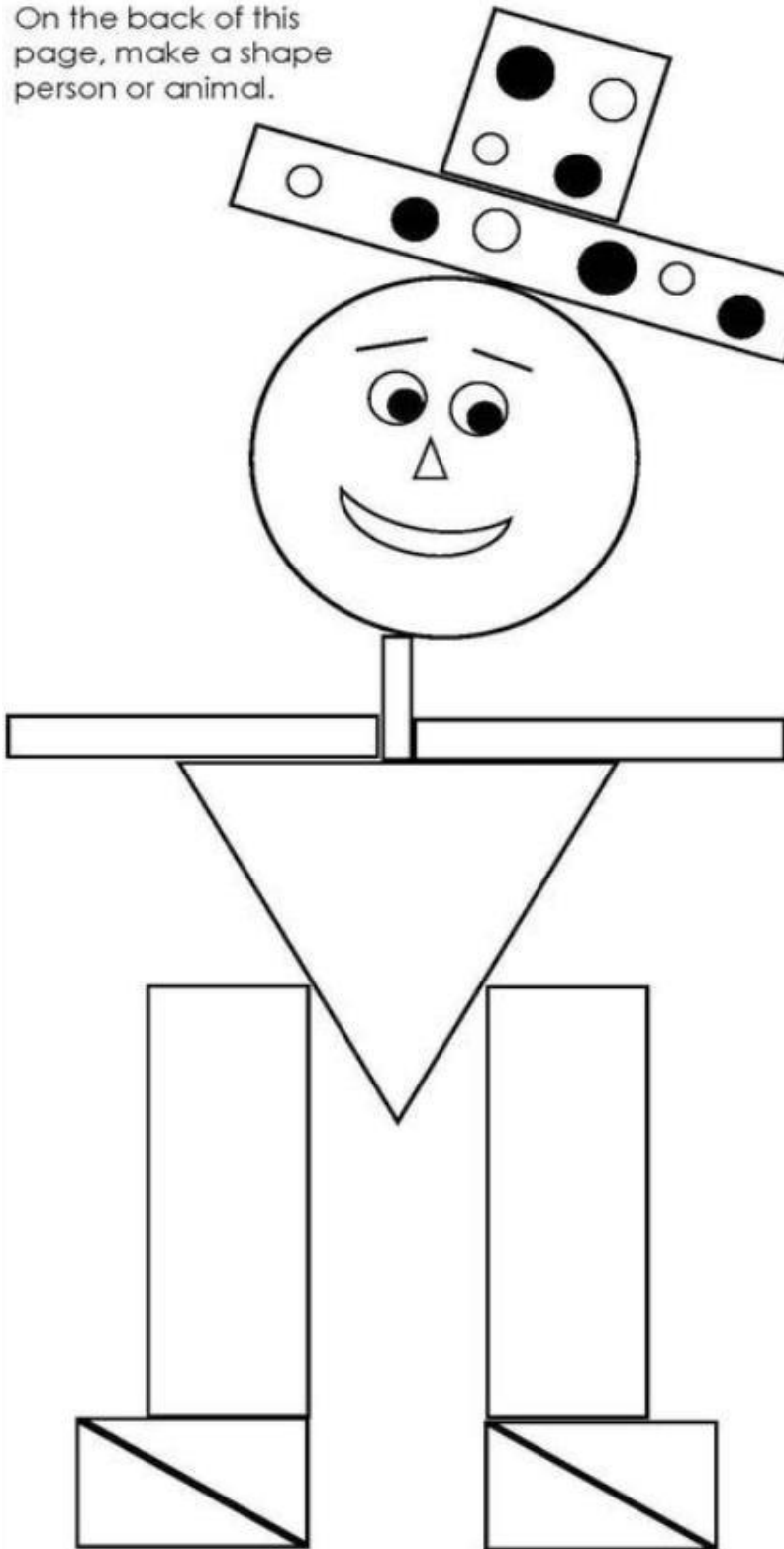
E	F	G	E	F	G	E	F	G			
---	---	---	---	---	---	---	---	---	--	--	--



WINTER HOLIDAY HOMEWORK
CLASS : I
SUBJECT : Maths

NAME : _____ ROLL NO. _____ Dt. _____

On the back of this page, make a shape person or animal.



_____ circles
_____ rectangles

_____ squares
_____ triangles

My face has:

_____ circles
_____ triangles
_____ squares

My arms are:

My body is a:

My legs are:

My feet are:



NAME : _____ ROLL NO. _____ Dt. _____

Read the problems and solve

Tony has 6 boxes with 9 balls in each. How many balls does he have altogether?

T	O
X	

There are _____ balls altogether.

There are 6 cars and 5 people in each car. How many people are there in all?

T	O
X	

There are _____ people altogether.

There are 6 bunches of bananas. Each bunch has 8 bananas. How many bananas are there in all?

T	O
X	

There are _____ bananas altogether.

There are 6 baskets. Each basket has 7 oranges. How many apples are there altogether?

T	O
X	

There are _____ oranges altogether.



HINDI





NAME : _____ ROLL NO. _____ Dt. _____

प्रश्न 2 निम्नलिखित मात्राओं से दो - दो शब्द बनाइए ।

आ (ा)- _____

इ (ि) - _____

ई (ी) - _____

उ (ु) - _____

ऊ (ू) - _____

ए (े) - _____

ऐ (ै) - _____

ओ (ो)- _____

औ (ौ)- _____



NAME : _____ ROLL NO. _____ Dt. _____



चित्र देखकर प्रश्नों के उत्तर लिखो ।

1. केला कौन खा रहा है?

2. आसमान में क्या उड़ रही है?

3. पेड़ के नीचे क्या है?

4. लड़की क्या बजा रही है?

5. यह दृश्य कहाँ का है?



EVIS





WINTER HOLIDAY HOMEWORK

CLASS : I

SUBJECT : EVS

NAME : _____ **ROLL NO.** _____ **Dt.** _____

- 2. Imagine what would your favourite land vehicle look like, if it is transformed into an air transport. Draw and colour in the box given below and give it a name.**



NAME : _____ ROLL NO. _____ Dt. _____



How to Plant Seeds



Directions: Using the words in the box, fill in the blanks below.

sun water pot soil
seeds hole finger plant



Place some _____  into a _____ .

Make a _____  with your _____ .

Drop some _____  into the _____ .

Cover the _____  with _____ .

Pour _____  into the _____ .

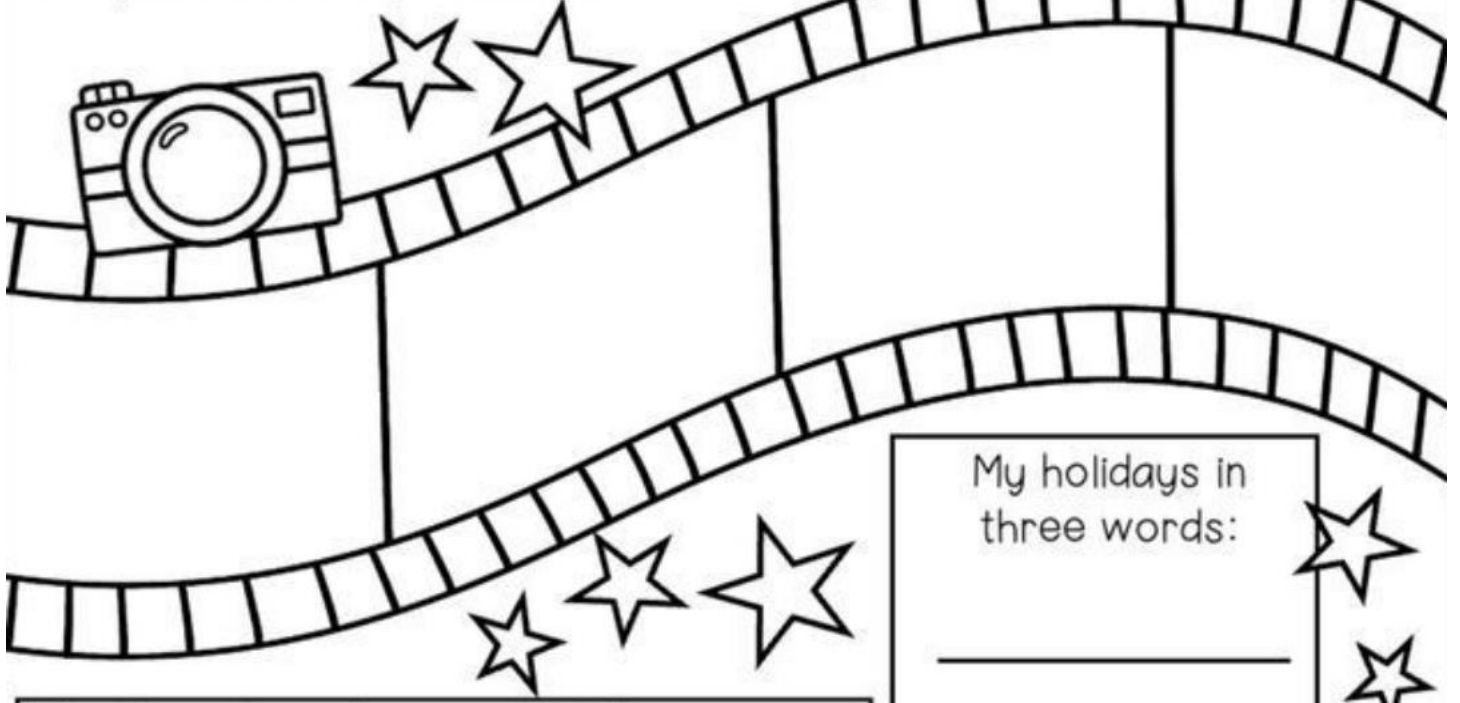
Give your _____  lots of _____ .

Wait for your new _____  to grow!

MY HOLIDAYS


name:

Snapshots of my holidays:



The best thing about my holidays was ...

My holidays in three words:



The best day in my holidays:

A place I visited in my holidays ...

The _____ thing that happened in my holidays...

I will never forget ...





MY YEAR IN REVIEW

Picture of me



2023

HAPPY NEW YEAR!

Name: _____

Age: _____

Height: _____

School: _____

I tried: _____

I learned: _____

I loved: _____

2024

MY GOALS FOR THE YEAR

My goal for 2024 _____

I want to learn: _____

I want to go: _____

I want to try: _____

THE BEST OF THIS YEAR 2023

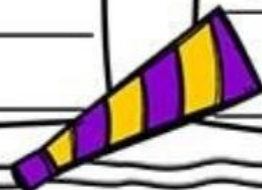
Movie: _____

Song: _____

Book: _____

Toy: _____

Food: _____





Happy
New year

