

Sadhu Vaswani International School For Girls
Shanti Niketan, New Delhi

Pre-Primary

Monthly Bulletin

Monthly Bulletin

January, 2024

Theme Of The Month: **PEOPLE AROUND US**

COGNITIVE SKILLS

OBSERVATION & DIFFERENTIATION

Name the person who:

- repairs fans, lights and electrical appliances
- repairs leaking taps
- sells medicines
- trims our hair
- stitches our clothes
- repairs cars and scooters



The tools used by carpenter, plumber, electrician, doctor, etc.



TOOLS USED BY OUR HELPERS



Name any five public buildings in your neighbourhood and the services undertaken in them- For e.g. Hospital is a place where sick people are treated



Expressing gratitude to our helpers.

(eg. Making thank you cards for them.)



CELEBRATIONS

- Republic Day will be celebrated on 25th January and its significance will be discussed.
- Tri-Colour Craft on the occasion of Republic Day



REPUBLIC DAY

EXCURSION

Experiential Learning: Visit to MEDICAL CENTRE and BANK

To instill the importance of people around us, of specialized skills, in the children, a visit to the **MEDICAL CENTRE** and **BANK** has been scheduled on **19th January, 2024.**



LANGUAGE SKILLS

Conversational Skills:

To enhance conversational skills children will speak short sentences on the topic-

“What I see in the garden” - for example-

- There are many types of trees, plants, insects, and flowers in the garden.
- I can hear the chirping of birds.
- There are different types of swings in the garden.
- I like to play with my friends in the garden.

VOCABULARY BUILDING WORDS:

chirping, victory, greenery, pride, occasion, repair, plumber,
electrical appliances, barber, stitch, carpenter

STORY TIME

The Golden Egg

(through activity and dramatization)



Once there was a farmer. He had a wonderful hen. The hen laid a golden egg every day. The farmer sold the egg in the market daily. He became very rich. But he was not satisfied. He wanted to become rich in no time. He thought of getting all the eggs at once. So, he killed the hen but did not find any eggs in the stomach of the hen. He felt sad and lost his hen forever. But it was too late.

Moral: One should remain satisfied with what one gets

RHYME TIME

RHYMES

January

Theme of the Month - People Around Us

Helping Mother

I'm mummy's little helper,
And this is what I do.
Sweep the floor and hang the clothes,
And this is what I do.
Lay the table and dust the shelves,
And this is what I do
I'm mummy's little helper,
And this is what I do.

My Teacher

My School Teacher is very nice.
She is loving and wise.
She plays and sings
And laughs with me
And also teaches ABC.



डाकिया आया

देखो एक डाकिया आया,
थैला एक हाथ में लाया।
पहने है वह खाकी कपड़े
कई चिट्ठियाँ हाथ में पकड़े।

चिट्ठी में संदेश आया,
शादी में है हमें बुलाया।
शादी में सब जाएँगे,
खूब मिठाई खाएँगे।



People at Work

If I were a baker, what would I do ?
Bake lots of cookies, for em and you.
If I were a vet, what would I do ?
Care for your pet, cause it's special for you.
If I were a dentist, what would I do ?
Check those teeth, that's good for you.
If I were a barber, what would I do ?
Trim your hair, that's what I'll do.
If I were a tailor, what would I do ?
Sew your clothes whether old or new!



Skills : Vocabulary enhancement and Pronunciation.

PRE-PRIMARY - 8

ENGLISH

Reading Skills:

- Reading three letter words of vowel **a, e, i, o, u**
- Reading short sentences based on the concept of 'in' & 'on'.




Writing Skill:

- Revision of three letter words of vowel **a, e, i, o, u**
- Introduction of the concept of 'in' & 'on'
e.g. a tin **in** the bin, a bat **on** a mat.

Identification: To identify the picture and write the correct word.

Introduction of the opposite **Empty- Full** through activity.



हिंदी

- चार अक्षर वाले शब्दों की मौखिक व लिखित पहचान
- पाठ्य पुस्तक से पठन



- चित्र पहचान कर शब्द लिखो
- चित्र बनाओ
- शब्द को सही चित्र से मिलाओ
- खाली स्थान भरो

अक्षर जोड़कर कसरत शरबत खटमल
शब्द लिखो।

थरमस गलगल मखमल अफसर

चित्र देखकर
शब्द लिखो।

ANALYTICAL SKILLS: To develop quantitative analysis.

MATHS: Revision of concepts

- What comes after
- What comes in between
- What comes before
- Greater and lesser numbers
- Counting 1..... 80
- Backward Counting 501
- Addition with pictures

Before, After and Between







What comes before, after and between.

BEFORE	BETWEEN	AFTER
<input type="text"/> → 2	2 <input type="text"/> 4	3 → <input type="text"/>
<input type="text"/> → 5	5 <input type="text"/> 7	7 → <input type="text"/>
<input type="text"/> → 9	3 <input type="text"/> 5	5 → <input type="text"/>
<input type="text"/> → 6	7 <input type="text"/> 9	8 → <input type="text"/>
<input type="text"/> → 4	5 <input type="text"/> 7	6 → <input type="text"/>
<input type="text"/> → 3	6 <input type="text"/> 8	4 → <input type="text"/>













Write the numbers between:

8 <input type="text"/> 10	9 <input type="text"/> 7	46 <input type="text"/> 48
9 <input type="text"/> 11	16 <input type="text"/> 18	45 <input type="text"/> 43
15 <input type="text"/> 17	30 <input type="text"/> 32	48 <input type="text"/> 50
12 <input type="text"/> 14	42 <input type="text"/> 44	21 <input type="text"/> 23
17 <input type="text"/> 19	24 <input type="text"/> 26	33 <input type="text"/> 35

More, less or equal?

	<input type="text"/>	
	<input type="text"/>	
	<input type="text"/>	

= > <

			
$4 + 5 = \square$		$2 + 6 = \square$	
			
$3 + 5 = \square$		$4 + 2 = \square$	
			
$9 + 1 = \square$		$4 + 3 = \square$	

Introduction

- Counting 81.....90
- Counting 1 ----- 90

1	2	3	4	5	6	7	8	9	10
11	12	13	14	15	16	17	18	19	20
21	22	23	24	25	26	27	28	29	30
31	32	33	34	35	36	37	38	39	40
41	42	43	44	45	46	47	48	49	50
51	52	53	54	55	56	57	58	59	60
61	62	63	64	65	66	67	68	69	70
71	72	73	74	75	76	77	78	79	80
81	82	83	84	85	86	87	88	89	90






- Simple addition

$1 + 4 = \square$	$2 + 3 = \square$
$3 + 1 = \square$	$1 + 5 = \square$
$2 + 2 = \square$	$4 + 1 = \square$
$5 + 3 = \square$	$3 + 4 = \square$
$4 + 2 = \square$	$5 + 2 = \square$

$3 + 3 = 6$
 $7 + 1 = 8$
 $5 + 2 = 7$
 $1 + 1 = 2$

$2 + 4 = 6$
 $3 + 5 = 8$
 $8 + 1 = 9$
 $2 + 6 = 8$

- Number Names: one to five (1....5)

1 one 	2 two 	3 three 
4 four 	5 five 	

1 one 	2 two 
3 three 	4 four 
5 five 	

VALUE EDUCATION: Be careful

The children would be taught

- how to take care of themselves at home, when on the road or in the playground.
- not to touch anything lying outside on the road or in the playground be it a toy or something that does not belong to them and to inform an adult if they find any unattended object.
- not to open the door for any stranger when alone at home.



ATTITUDE:

Critical Thinking

- To analyze their day -to- day behaviour and the situations faced by them e.g. Learn to be polite and kind to helpers or trouble shooters.
- To think of the consequences if there was no one to help them around.

LIFE SKILLS: Decision Making

It is a very important life skill as this is going to help them throughout. As adults our duty is to guide the children and help them learn and develop the ability to decide what needs to be done in adverse situation and how to face the challenges –For e.g.

- The child's classmate has fallen and hurt herself.



- A friend of her wants to share her tiffin or stationery etc.

Affection and respect should be shown to the child by complementing her about the things she does well. This goes a long way in reinforcing positive behaviour.

FOR PARENTS

- Republic Day will be celebrated on 25th January,24.

Watch Republic Day Parade on T.V. with your daughter and explain her the significance of the National festival.



- Kindly reinforce the vocabulary introduced, in English and Hindi both.
- Reinforce the numerical concepts in day- to- day conversation.
- Discuss the significance of people around us with specialized skills and show them the pictures of the tools used by them.

Ms. Inderjot Kaur
Pre- Primary Co-ordinator