



A CBSE Affiliated English Medium Co-Education Senior Secondary School

Pocket-2, Sector 24, Rohini, Delhi-110085

SUMMER VACATION HOME ASSIGNMENT

GRADE-I



Dear Parents and Students,

Summer Vacation is at our doorsteps. Holidays are a well-deserved opportunity to relax and unwind by indulging in activities that are pleasurable and at the same time educative. Holidays' Home work has been designed to fire your imagination, to make you explore, discover and reinvent many things.

As parents, kindly motivate and lend support to your children and ensure that they complete the given work well-in-time and to the best of their ability.

Please note the following:-

- ❖ Go for long walks in a park or garden with a family and friends. Learn the names of at least 5 flowers.
- ❖ Contribute to save our precious environment, minimize the wastage of resources like water, fuel and electricity.
- ❖ Encourage your child to watch educational channels like National Geographic, Discovery, History etc. Also some movie such as Bambi, Lion King, Krish, Taare zameen par, Jungle Book, My Friend Ganesha.
- ❖ Read Hindi and English storybooks.
- ❖ Practice English and Hindi handwriting.
- ❖ Originality of the work will be appreciated.
- ❖ Revise all the work that is done till now in each subject.
- ❖ Holiday Homework will be assessed in the form of Subject Enrichment Activity. It carries 5 marks.



So, open your arms and welcome the summer vacation and twist them towards growth, physical, mental as well as intellectual growth of our children.

Hope you have great time ahead

(Class Teacher)



ENGLISH

One is never alone when one is with books. Sitting in your room with your book, you could go off to far away places, meet all kinds of people, animals, birds and even fairies.

Reading is the rapeutic. It heals the wounds of improper pronunciation, in expressive recitation and irregular intonation. You have got an opportunity and time to read as much as you can.

Read Story Books to discover lots of new things!!



Q-1 Make any one innovative and creative monsters bookmark of your choice.



Q-2. Paste pictures of person, place, animal, bird and a thing with the first initial of your name on an A-4 sized coloured sheet (For e.g. If your name is NEHA, then you will paste all the picture starting with letter 'N')

Q-3. Circle the correct sounds of the words given below:

bake

short a long a

ape

short a long a

heel

short e long e

ice

short i long i

only

short o long o

use

short u long u

act

short a long a

bet

short e long e

it

short i long i

let

short e long e

pot

short o long o

up

short u long u

ride

short i long i

rain

short a long a

use

short u long u

stand

short a long a


throw

short o long o

fall

short a long a

Q-4. Help your child to read the given list of sight words thoroughly. It will help the child in reading independently)



SIGHT WORDS

an	at	be	we	to	the	is
it	in	are	and	you	for	by
as	of	he	she	was	with	but
can	you	how	had	there	their	they
were	have	from	each	word	said	when
his	her	do	if	all	not	or
your	this	that	on	use	which	what
where	will	about	up	one	out	them
then	many	so	these	play	other	into
has	more	two	like	him	see	time
could	no	make	than	first	been	it's
who	now	look	my	made	over	did
down	only	way	find	may	water	little
long	very	day	just	most	know	jump

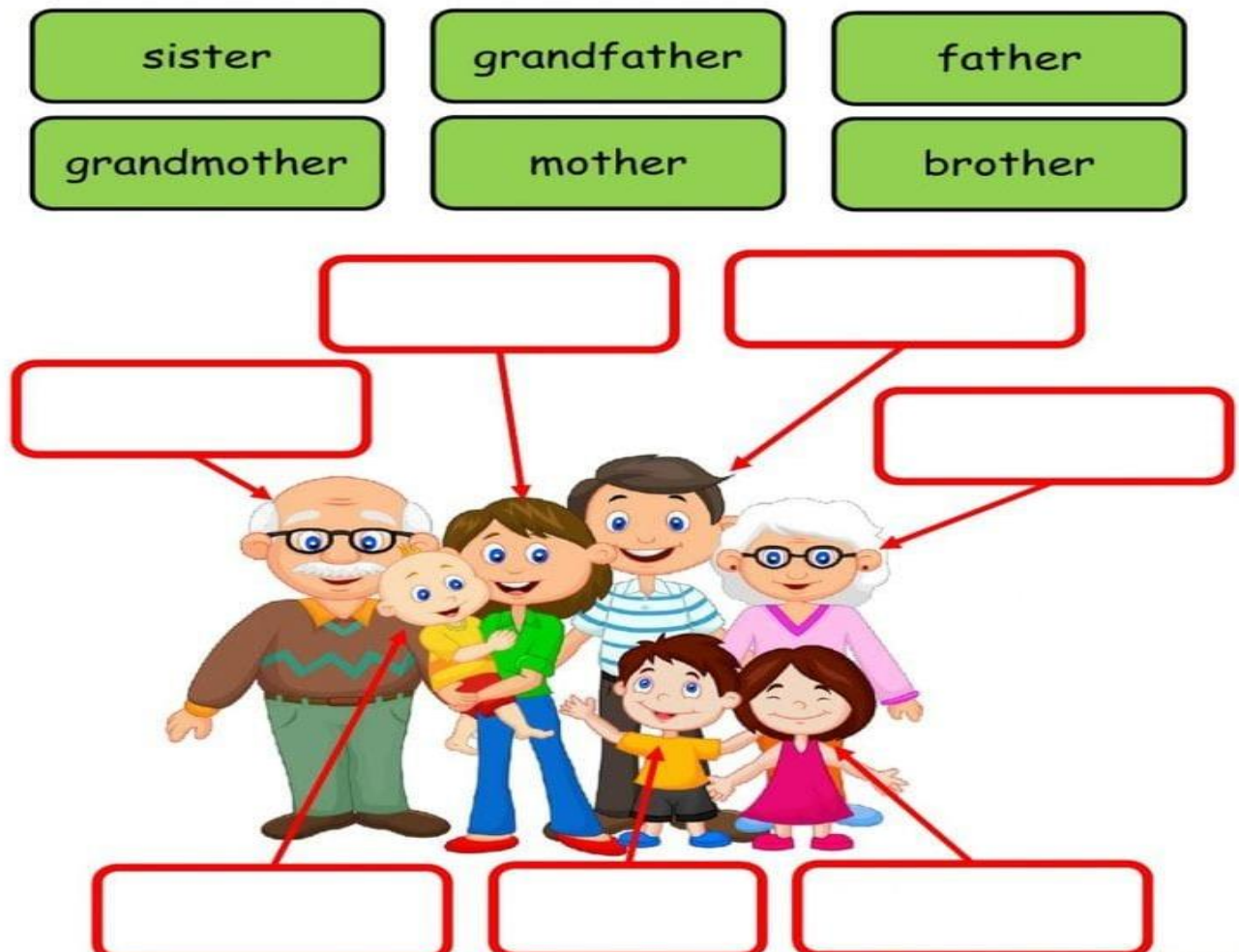
Environmental Studies

Q-1 Make a family photo frame from the best out of wastes.

You can take the reference from the pictures given below.



Q-2 – Label the family members with the help of given words.



Q-3 Make a small video on the places you visited during the summer holidays and send it to your teacher.

(Socio Emotional and Cognitive development)



Q-4 Find the appropriate word for each sentence from the help box given below.

1. I can _____ a bird flying up in the sky.
2. I can _____ a beautiful song on the radio.
3. I can _____ a flower with my nose.
4. I can _____ a delicious sandwich.
5. I can _____ the soft fur of a rabbit.

smell, touch, hear, see, taste



Mathematics

Q1. Make a 3-D model of robot with different shapes. (reference given below)



Q-2 Read the abacus and write the numbers. One has been done for you.







 3 5	 	 	

Q-4

Top and Bottom

Look at the items in the shelf. Then answer the question in each section (select either top or bottom).







<p>Where is the?</p>  <p>top bottom</p>	<p>Where is the?</p>  <p>top bottom</p>	<p>Where is the?</p>  <p>top bottom</p>
<p>Where is the?</p>  <p>top bottom</p>	<p>Where is the?</p>  <p>top bottom</p>	<p>Where is the?</p>  <p>top bottom</p>

Q-5 Put the correct sign (>, < or =)

89 ○ 98	25 ○ 75
85 ○ 42	15 ○ 45
45 ○ 12	70 ○ 69
87 ○ 99	12 ○ 18

Q-6 Arrange the numbers from the smallest to the largest.

17	8	13	
16	18	5	
14	9	12	
15	3	4	

Q-7 Arrange the numbers from the largest to the smallest.

25	15	1			
71	17	8			
3	5	9			
19	25	15			

□ □ □ □ □

□ □ □ □ □ -1- □ □ □ पढ़ कर □ □ □ □ □ □ □ □ □



ताला

वानर

काला

छाता

माला

बाजा

राजा

बादल

छात्रा

तालाब



नीचे दिए गए शब्दों में से "आ" की मात्रा के बना कर नीचे लिखें।

"आ" की मात्रा वाले शब्द पहेली

का	ला	ह	रा	त	वा	का
मा	मा	ल	व	पा	पा	न
ला	दा	ता	न	ला	न	फा
ल	दा	रा	जा	पि	ला	श
छा	वा	ख	मा	ता	वा	ना
ता	पा	ता	च	ना	ना	व
ला	र	र	पा	नी	ला	भ

[illegible]

ART

Task-1 (Theme- Under the sea)

Make a beautiful fish as shown in the picture below.

Reference link - <https://pin.it/22QkqMT1N>



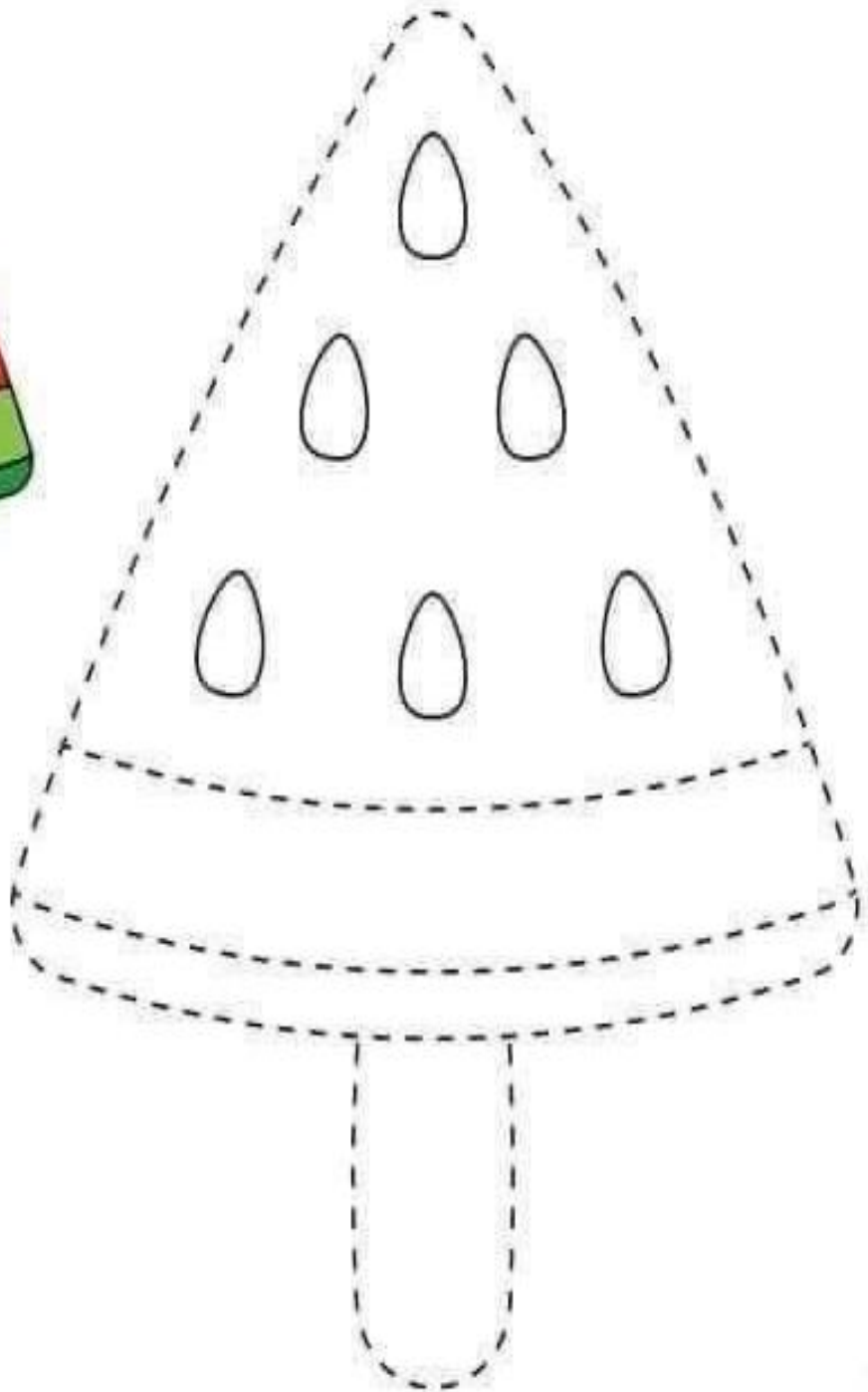
Task -2 Father's Day Activity

Make a Thank You card for your father and take a picture along with it.



Task -3 Colouring sheets


1. Trace and Colour.



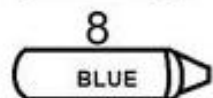

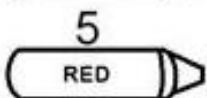

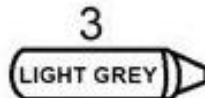
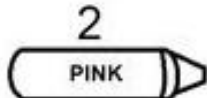
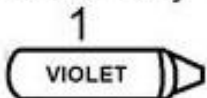
2.

COLOR BY NUMBER

ICE CREAM



Color Key


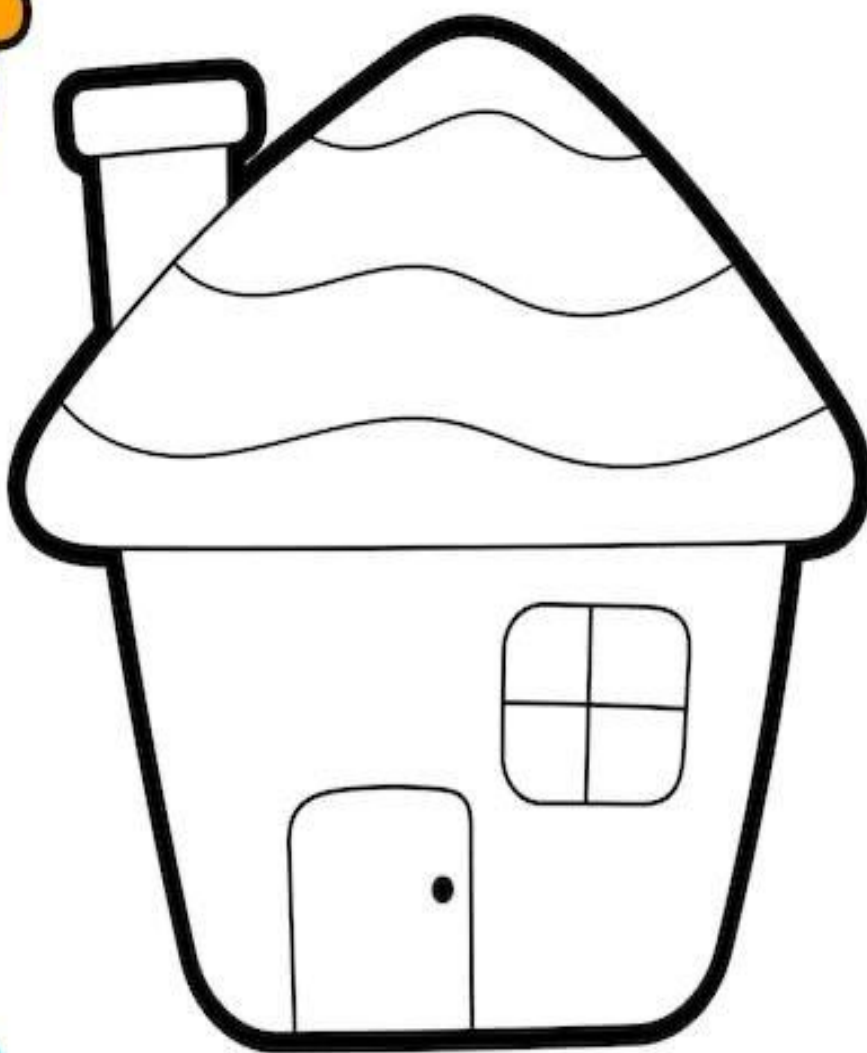


3.



Page to be colored

4.



Page to be colored

COMPUTER

Q1. Tick the correct option:-

1. Computer is a machine.

- (a) Natural. (b) Man-made. (c) Primary.

2. Machines work very.

- (a) Slow. (b) Fast. (c) Middle.

3. Machines run on.

- (a) Fuel. (b) Coal. (c) Electricity.

4. Machines save our.

- (a) Time. (b) Food. (c) Water.

5. It is used to wash our clothes.

- (a) Oven. (b) Refrigerator. (c) Washing machine.

6. We can play *on the computer*.

- (a) Music. (b) Games. (c) Both.

7. Computer can store.

- (a) Food. (b) Vegetables. (c) Data.

8. Computer does not get.

- (a) Energy. (b) Tired. (c) Strength.

9. _____ keeps food and water cold.

- (a) Washing machine. (b) Refrigerator. (c) Bus.

10. Which of these is not a machine?

- (a) Cycle. (b) Paper. (c) Fan