



GREENWAY MODERN SCHOOL
DILSHAD GARDEN
HOLIDAY HOMEWORK (2023 – 24)
CLASS I

A summer calendar of endless holiday fun- a calendar of ideas to do each day during summer break.

Summer holidays are here again to give us respite from the scorching heat. We hope that our children will enjoy their vacation time as well as hone their skills. There are many ways in which you can support them in gaining knowledge and understanding as well as strengthen the parent child bond.

Some things that you as a parent can do are-

- + Take your child for a nature walk
- + Play simple games with your child.
- + Have simple conversations related to daily routine.
- + Involve them in little house chores.
- + Narrate a story to them at bedtime.

English

- 1) Write 5 page handwriting in English notebook from English Images book.
- 2) Learn chapter 1 and 2 from book and notebook.

Activity/project- Based on chapter 6.

Write first 5 lines from the Poem “Swing, Swing” of Images and under it create a scene in which an “Ant” is celebrating her birthday party and inviting its best friend grasshopper and other insects. Children will write a conversation between Ant and other insects in four lines only in clouds.

- ✚ Prepare role-play using finger puppets for class after vacation.
- ✚ You can give your own names to ant and grasshopper.

हिंदी

- 1) सुलेख सुधारने के लिए 5 पृष्ठ अपनी कॉपी में करें (निकुंज से)
- 2) पाठ 1 से 4 याद करें
- 3) दिए गए शब्दों को निम्नलिखित वर्गों में बाँटे

3 व 4 अक्षर वाले शब्द

आ की मात्रा के शब्द

इ व ई की मात्रा के शब्द

समझदार , हरदम , भगवान , उपहार , दलिया , रिमझिम , खादी , सरकारी , डाकिया ,
चिड़िया , जनवरी , पीली , सफलता , ताजमहल , दही बादाम , कमल , अचकन , पकड़ , पनघट ,
नाटक , रविवार , निकट , पहिया , अखबार , पिघल , सहायता , कसरत , साइकिल , बारिश ,
महावत , राहत , बरगद , शहनाई ।

अब आप पीले , हरे , लाल व गुलाबी रंग के गुब्बारे क्राफ्ट पेपर से बनाए और

पीले गुब्बारे में तीन व चार अक्षर वाले शब्द लिखे

लाल गुब्बारे में आ की मात्रा के शब्द लिखें ,

हरे व गुलाबी गुब्बारों में इ व ई की मात्रा के शब्द लिखकर गुब्बारों को स्क्रेपबुक में चिपकाए
(प्रोजेक्ट और एक्टिविटी)

व्याकरण पाठ 3 के आधार पर कोई 10 चित्र स्क्रेपबुक में चिपकाए ।

MATHS

- 1) Count the number of books and number of toys you have. Mention which is more and which is less (Do in math copy).
- 2) Do Practice of addition and subtraction sums (10 addition, 10 subtraction) in copy
- 3) Do practice of Ch- 1, 2, 3 and dodging tables 2 to 4 (in Rough copy)

Activity/ Project

Ch-4 Shapes & Patterns. Make any object by using cut out of different basic shapes (circle, triangle, square, rectangle) in scrap book.

For example- Train, Hut, face, Rocket etc.

EVS

- 1) Fill your details in the given picture.

All About Me

My first name is _____
My last name is _____

 My birthday is on: _____

I am a: girl
boy

I am _____ years old.

 My mummy's name is _____
My daddy's name is _____

I live _____ 

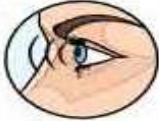








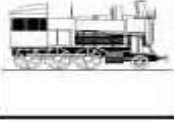
 My parents' telephone number is _____

The name of my school is _____ 

My favorite color is _____ 

My favorite food is _____ 

2) Our five senses help us to sense various things around us.
Check the senses you use for each thing and cross the senses you don't use.

1. Wordsearch.

w	s	m	e	l	l	h
l	e	k	n	m	f	e
o	a	d	o	o	i	a
o	t	m	s	u	n	r
k	a	i	e	t	g	e
e	y	e	a	h	e	a
t	o	u	c	h	r	r

hear
smell
look
eat
touch
eye
nose
ear
mouth
finger

2. Unscramble.



en so



rea



ee y



h na d



u m t o h

3. Write the words.



My _____ can _____ around.



My _____ can _____.



My _____ can _____ the sounds.



My _____ can _____.

3) Learn Chapter 1,2, 3 from Book and Notebook.
Read lesson -Keeping Healthy.

4) Fill in your Daily Cleanliness Routine'.

Task	Mon	Tue	Wed	Thu	Fri	Sat	Sun
Brush teeth in the morning	<input type="checkbox"/>	<input type="checkbox"/>	<input type="checkbox"/>	<input type="checkbox"/>	<input type="checkbox"/>	<input type="checkbox"/>	<input type="checkbox"/>
Wash face	<input type="checkbox"/>	<input type="checkbox"/>	<input type="checkbox"/>	<input type="checkbox"/>	<input type="checkbox"/>	<input type="checkbox"/>	<input type="checkbox"/>
Get dressed	<input type="checkbox"/>	<input type="checkbox"/>	<input type="checkbox"/>	<input type="checkbox"/>	<input type="checkbox"/>	<input type="checkbox"/>	<input type="checkbox"/>
Brush hair	<input type="checkbox"/>	<input type="checkbox"/>	<input type="checkbox"/>	<input type="checkbox"/>	<input type="checkbox"/>	<input type="checkbox"/>	<input type="checkbox"/>
Change clothes when dirty	<input type="checkbox"/>	<input type="checkbox"/>	<input type="checkbox"/>	<input type="checkbox"/>	<input type="checkbox"/>	<input type="checkbox"/>	<input type="checkbox"/>
Wash hands after going potty	<input type="checkbox"/>	<input type="checkbox"/>	<input type="checkbox"/>	<input type="checkbox"/>	<input type="checkbox"/>	<input type="checkbox"/>	<input type="checkbox"/>
Use tissue to sneeze/blow nose	<input type="checkbox"/>	<input type="checkbox"/>	<input type="checkbox"/>	<input type="checkbox"/>	<input type="checkbox"/>	<input type="checkbox"/>	<input type="checkbox"/>
Clean ears	<input type="checkbox"/>	<input type="checkbox"/>	<input type="checkbox"/>	<input type="checkbox"/>	<input type="checkbox"/>	<input type="checkbox"/>	<input type="checkbox"/>
Brush teeth before bed	<input type="checkbox"/>	<input type="checkbox"/>	<input type="checkbox"/>	<input type="checkbox"/>	<input type="checkbox"/>	<input type="checkbox"/>	<input type="checkbox"/>



- 5) Make a paper bag using old newspapers. (Steps of making paper bag is depicted in the given link.)

<https://youtu.be/aest2gsxFOW>

Note : Take printouts of worksheets given and complete them. Bring them in a clear bag.

GK

- 1) Learn Ch 1 to 5 from book and copy.
- 2) Paste five pictures of sports person in scrapbook.
- 3) Grow a plant on 14th May. Water it in vacations and paste the picture of Day 1 (14th May) and last day (30th June) in scrapbook.

NOTE : Do all work in Colourful Scrapbook.

COMPUTER

Make a collage on 'Parts of Computer' (on A4 size sheet)

ART

Make a photo frame using waste materials.

OR

Make a 3D hanging bird using colourful paper and googly eye.

