

***Arwachin Bharti  
Bhawan Sr Sec School  
Vivek Vihar***

**Class-pre school  
Summer Holiday  
Homework**

**Summer sun, hot and  
bright,  
Days are long and full of  
light,  
Laughter echoes through  
the air,  
Joyful memories, beyond  
compare.**

**SUMMER**

1

**Let's be creative  
Every child is an  
artist. It is our duty  
to give them freedom,  
materials and space  
to let their creativity  
bloom.**

**Here are some  
techniques to help  
them showcase their  
talent.**

**1. Make a palm chart  
showing fingers to  
count from 1 to 10.**

**2. make an alphabet  
spinner (picture  
related to Aa - Dd.)**

**3. स्वरो का ज्ञान (prepare  
one chart on any  
animal's outline)**

## **REFERENCE IMAGES**





# PLE (Practical Life Experiences)

## Independent Me

So, here are some techniques to be followed at home to develop the fine motor skills in your child: -

Let your child indulge in activities like:



**Zipping  
and  
unzipping**



**Buttoning  
and  
Unbuttoning**



**Opening  
and closing  
the bottle  
cap/tiffin**



**Squeezing  
bath  
sponges**



**Mashing  
Potatoes and  
Rolling  
Chappatis.**



**Scribbling on the  
newspapers  
using crayons.**



**Do clay modeling  
and  
Free hand  
drawing.**



**Watering the  
plants using  
spray bottles.**



**Folding mats  
and clothes.**

So, here are some techniques to be followed at home to develop the fine motor skills in your child:-  
Let your child indulge in activities like:



Zipping and unzipping



Opening and closing the bottle cap/tiffin



Squeezing bath sponges



Scribbling on the newspapers using crayons.



Do clay modeling and Free hand drawing.



Folding mats and clothes.



Buttoning and Unbuttoning



Mashing Potatoes and Rolling Chappatis.



Watering the plants using spray bottles.

**Do the following pages as mentioned below :-**

**1. Primer- A number work practice book (page numbers 1 to 7).**

**2. Primer - A English practice book (page no 1 to 9)**

**3. Primer- A Art and Rhythm (page no- 1-6 and 9)**

**4. Do any five activities from the above given instructions and click five photos while doing the activity and paste the picture in scrap file. (Refer to pg 3)**

**5. Use resource kit for various activities.**

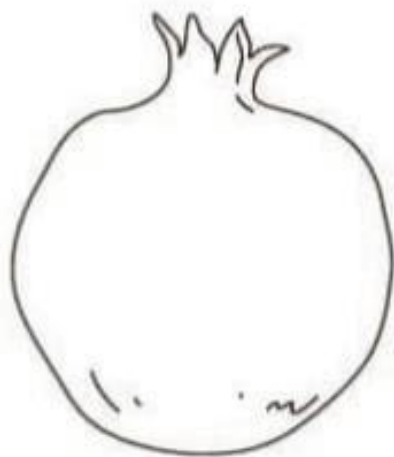


Name.....


Date.....

# अ

वर्ण पहचान कर, चित्र में रंग भरों।



अनार



अमरूद

Name.....

Date.....

# आ

वर्ण पहचान कर, चित्र में रंग भरों।



आम



आदमी

Name.....

Date.....

उ

वर्ण पहचान कर, चित्र में रंग भरो।



उल्लू



उपहार

Name.....

Date.....

# ऊ

चित्रों में रंग भरो तथा मिलान करो



ऊँट



ऊन



TRACE THE LETTER AND COLOR THE PICTURES

उ



उल्लू



उपहार



उपवन

उ उ उ उ उ उ उ उ

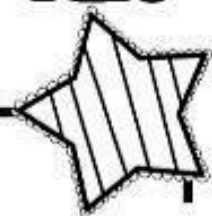
उ उ उ उ उ उ उ उ

उ उ उ उ उ उ उ उ




# ALL ABOUT ME!

My name is



I am



My name  
starts with

years old

My favorite color is



I am a...

boy

girl

