



Green View Public School
Dwarka Vihar, Nagafgarh Delhi-43

HOLIDAY HOMEWORK

SESSION -2023-24

CLASS-PRE-SCHOOL



ENJOY YOUR SUMMER HOLIDAYS.

Dear Parent,

Summer holidays are here again to give us respite from the scorching heat.

We hope that the students enjoy their vacation time and learn through experiences and play. There are many ways to help them in learning through day to day activities. We have planned some activities to keep them positively engaged . We seek your corporation to keep a supervisory eye and lend your support and motivation to your child.

Let's share some tips to make this period a fruitful and a happy period for them.

- **Greeting with a smile when someone comes to the house.**
- **Have at least two meals (Breakfast and Dinner) together with your children. Teach them to value the food and not waste it.**
- **While sitting at the Dining Table to eat the meals, use proper table manners. Inculcate sharing habits in your child.**
- **Share stories about your childhood and your family history with your child.**
- **Narrate stories to them.**
- **Encourage your child to develop the habit of taking care of his/her belongings.**

- Make a routine for your child to play, revise concepts and watch T.V (Let your child watch some entertaining and educational T.V. show such as Discovery Kids, Animal Planet).

- Converse in English with your child.
- Arranging his/her toy shelf.
- Watering the plants.



- Encourage your child to use magical words like please, sorry, thank you,
- Make simple conversations.

- Teach your ward about personal hygiene.
- Brush teeth twice a day.
- Take bath daily.
- Comb hair regularly.
- Wash hands before any meals.



- Trimming the nails and keeping them clean.
- The last working day will be Saturday 13th May 2023. Summer Holidays will commence from **MONDAY 15th MAY 2023 to FRIDAY 30th JUNE 2023.**
- Yearly academic planner of nursery class will be uploaded on our school website. www.greenviewpublicschool.in

INSTRUCTIONS FOR HOMEWORK

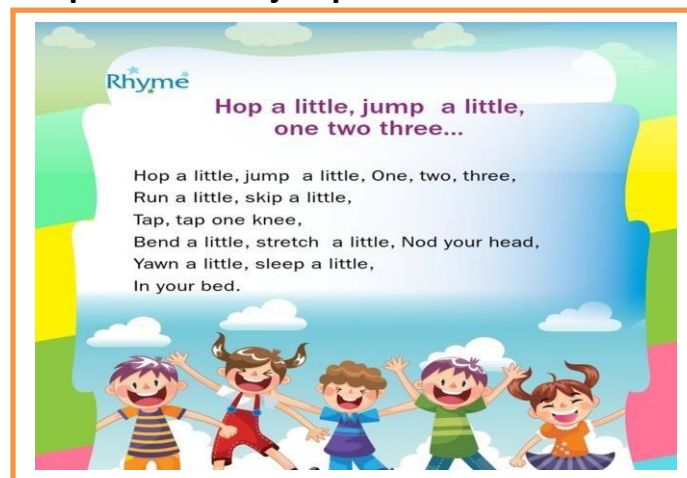
- **Parents-child task:-** Make one pencil holder and decorate it beautifully.
- Prepare a collage of pictures of places like Market, School, and Hospital etc.
- Make masks using tissue papers.



LANGUAGE DEVELOPMENT:-

- **Story time:** - Narrate simple stories (Fairy Tales like Cinderella, Red Riding Hood, Pied Piper, Rapunzel and sleeping Beauty etc.) to your child. Ask them to recall some characters and incidents of the stories by asking simple questions related to the story.
- **Show and tell:** Choose any one object from your surroundings every day and let your child speak few lines about it.
- **Rhyme Time:** Recite a rhymes with voice modulation and actions - Rhymes

Hop a little and jump a little .



And

If You're Happy And You Know It

If you're happy and you know
it, clap your hands!

If you're happy and you know
it, clap your hands!

If you're happy and you know
it, and you really want to show
it;

If you're happy and you know
it, clap your hands!



If You're Happy And

And You Know it,

Clap your hands.

Celebrate the **International Environment day on 5th June**. Dear parents please discuss with them about the mother earth and its importance in our life.



- **MOTHER –CHILD TASK** :- Dear child prepare a card on **FATHER'S DAY (17TH June)** with the help of your mother and gift it to your father. Click few photographs on that day and paste it in your drawing file.

- Celebrate **International Yoga Day** with your family and friends on **21th June**.



TODDLER YOGA POSES

**Fun way to
introduce kids
to Yoga on this
International
Yoga Day**

- Help Your ward in learning to answer the basic Self-Introduction Questions, like.

Q- What is your name?

Q- What is your father's name?


Q-What is your mother's name?

'Q- What is the Address of your home?





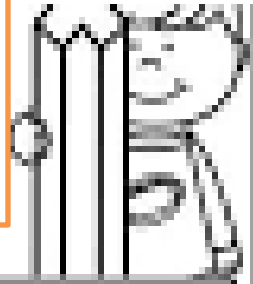
SELF INTRODUCTION



Q- What are the contact Number or your father /Mother?



TRACING PRACTICE
TRACE THE LINES IN EACH ROW.




COLOUR YOUR BIRTHDAY CAKE.

Happy Birthday




Apple Dot Painting



APPLE

**PAPER TEARING AND PASTING ACTIVITY.
PASTE THE BITS OF COLOURED PAPER ON THESE
FRUITS.**





Letter A Alphabet Coloring Worksheet

Name _____


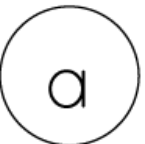
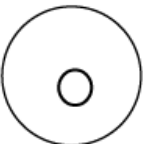
Color the letters.



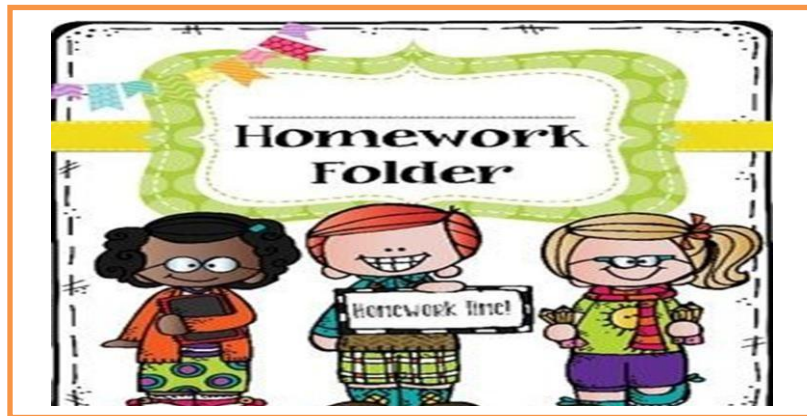
Color the images that start with the letter A.



Color the circles with the letter A or a.



**PLEASE SUBMIT THE HOMEWORK IN A SEPRATE
FOLDER(EACH FUN SHEET TO BE DONE IN AN A4 SIZE
PAGE) PLEASE MENTIONED CHILD NAME , CLASS AND
SECTION. ENCOURAGE THE CHILD TO DO THE WORK BY
HIMSELVES/ HERSELF**



Wishing you all happy time together

HAPPY SUMMER VACATION

