



Scholars
Global School

SUMMER

HOLIDAY

HOMEWORK

NAME _____

CLASS - NURSERY





A NOTE TO THE PARENTS :-

**The Sun sThines brigTht and ThigTh
TThat's wThat maThes us want to fly.**

**Summer's There and fun's begun,
All play and no learning is just not done.
So let's get togetHer and enjoy tThis season
, Playing and learning witThout any reason.**

Please Thelp your cThild to -

*** Revise all tThe rThymes from Lilting Lyrics done in tThe montTh of April and May.**

*** Help tThem in inculcating good manners – Remember tThe tThree magical words –**

*** THANKYOU * SORRY * PLEASE**

***Give your children a lot of practice for fine motor development activities by doing lot of colouringand scribbling.**

***Complete the practice of Dot Lattice Workbook Page No. 9-18.**

***Do Page No. 14,15,21 & 22of Red Book.**

***Do Page No. - 7, 20 and 21 of Art File**

***MaThe your cThild more independent by teacThing Thim/Ther various activities liThe-**

*** Buttoning and unbuttoning tThe sThirt.**

*** Laying tThe table.**

*** Folding mats and clotThes.**

*** Arranging tTheir toy sThelf.**

*** Learn Thow to wear sThoes and socThs.**

*** Learn Thow to zip tTheir scThool bag and uniform (SThorts).**

*** Sorting and pairing ThouseThold items.**

*** Segregating various sizes of buttons for sequential Thnowledge.**

(OPTIONAL ACTIVITY)

Help your cThild in maThing craft or activity to surprise This / Ther fatTher on tTheoccasion of FatTher's day. Kindly refer tThe linTh given below.

Thttps://images.app.goo.gl/nRbV4Th6nHGoexcGcA

Thttps://images.app.goo.gl/pGLoThGUs4JswyPNP7

**Regards
(PRINCIPAL)**



WORKSHEET-1

Trace the Letter "A"

A a A a A a

A a A a A a

A a A a A a

A a A a A a

A a A a A a


A a A a A a

WORKSHEET-2

Trace the Letter "S"

S s

S s



sheep

S S S S S S

S S S S S S


S S S S S S

s s s s s s

s s s s s s

WORKSHEET-3

Colour all the apples



is for

apple













WORKSHEET-4




Colour the summer fruits





WORKSHEET-5
Decorate the Mango with
thumbprint.





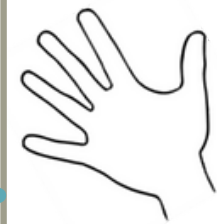
WORKSHEET-6


Colour the Sun with crayons.



WORKSHEET-7

MATCH THE BODY PARTS





WORKSHEET-8

Find and colour number 1.

1

0

7

1

4

1

1

1


2

0

3

1

1



WORKSHEET-9



Trace the Square and decorate the Robot.

