



Scholars
Global School

SUMMER

HOLIDAY

HOMEWORK

NAME _____

CLASS -KG



CLASS-KG



It's time to smile and play,
My holidays are from 22th May.
Wow! I'm waiting for this lovely day,
I will have lots of fun.
With friends I will do a page of writing,
With no refusal and no fighting.



Dear Parents,

Summer holidays are here to give us respite from the scorching heat. We hope that our children will enjoy their vacation time as well as hone their skills.

Children learn through experiences and play. You can support them in gaining knowledge & understanding as well as strengthen the parent child bond in many ways.

Some things that as a parent you can do are –

- Take your child on a nature walk.
- Play simple games with your child.
- Make simple conversation.
- Narrate different stories to them.

Holidays are the time to enjoy and have fun, however it is good to devote sometime to keep your children involved in creative activities.

A) FINE MOTOR SKILLS (Writing skills)

- * Complete the practice page number- 26- 31 in Hindi notebook.
- * Complete the attached worksheets.
- * Do page No- 21, 26, 30 of PAC Book.

B) ORATORY SKILLS (Learning work)

- * Read one page daily of Phonic Reader and Tales & tunes.
- * Revise all the rhymes from Lulling Lyrics and G.K. book pages done in the month of April and May.
- * Help your child in Inculcating good manners- Remember the three magical words

THANK YOU

SORRY

PLEASE

Regards

(PRINCIPAL)







English(Worksheet-1)

Raindrop Letters

Color, cut and paste the raindrops under the matching clouds.

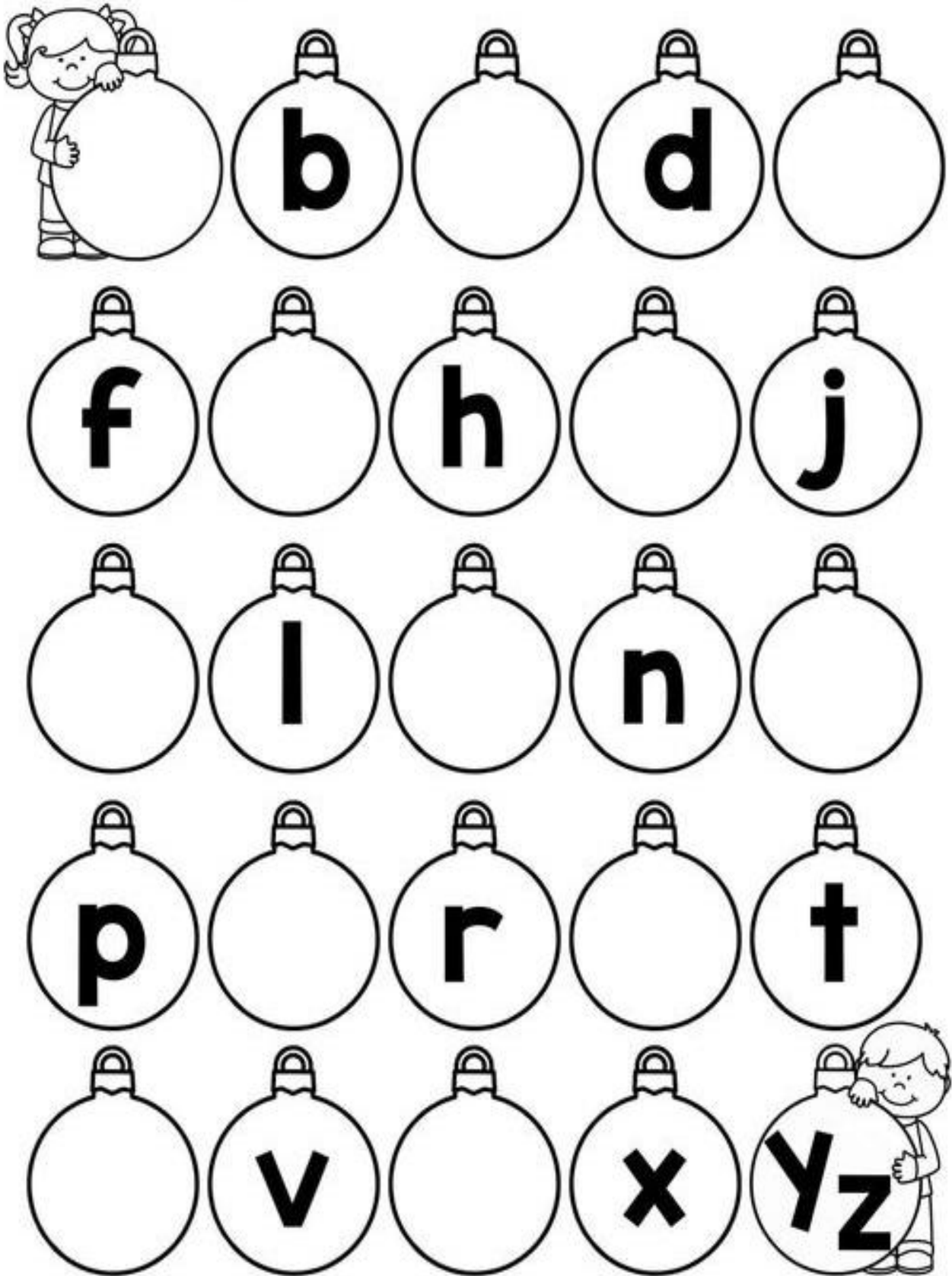


A Planning Playtime product. © 2019 by Amy Nielson.






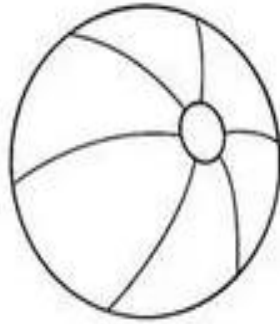

(Worksheet-2)

Write the missing letters on the blank ornaments.



(Worksheet-3)

Write the first initial letter of the pictures.
Color the pictures.



(Worksheet-4)

Say the name of the object and color the letter it begins with.

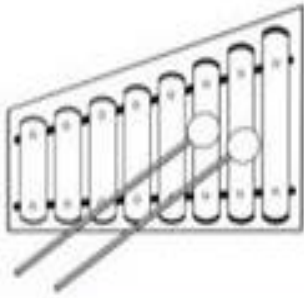


g

d

u

v



x

t

a

f




h

i

g

j




u

p

s

g



h


e

l

q


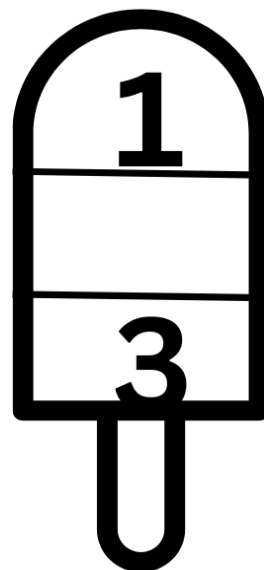








Maths(Worksheet-5)

Join the dots 1-30 and write in the given space.



(Worksheet-6)

Popsicle Missing Number










(Worksheet-7)

SUMMER I SPY



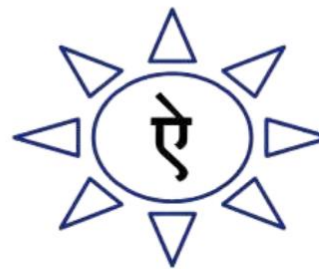

COUNT & WRITE THE NUMBER



HINDI(Worksheet-8)

खाली स्थान भरो



(Worksheet-9)

सही अक्षर के चित्र पर गोला लगाइए -



अ ओ उ



ऊ आ औ




ए ऐ अः



अं अः आ

(Worksheet-10)
खाली स्थान भरो



EVS (Worksheet-11)

Q.1. Circle the picture.

I am a _____



Boy



Girl

Q.2. Colour the picture.

My eye colour is _____


My hair colour is _____



(Worksheet-12)

My body

How many of the following do we have?



My Five Senses

Match the pictures to the correct senses.



OPTIONAL activity

ACTIVITIES

Make a beautiful craft item on the occasion of Father's Day (19-06-2022) & gift it to your father. (for craft ,take help from the given link) <https://youtu.be/JRQ-oCfQ8ZA> <https://youtu.be/vRNF1MWHFBQ> <https://youtu.be/XKC68Y7PVeU>

Arrange a small healthy party, cook something nice for your father with the help of your mother to celebrate Father's Day.

(for cooking ,take help from the given link)

<https://youtu.be/vkWGldv vx2o>

https://youtu.be/w_2eb9uaXns

https://youtu.be/mWMe0B7J_

