



Scholars
Global School

SUMMER

HOLIDAY

HOMework

NAME _____

CLASS -II





**HURRAY! IT'S TIME FOR FUN AND PLAY!
IT'S TIME FOR HOLIDAYS!!
Longer days and shorter nights
Dark shades & brighter lights
Favourite music & best friends
Keep away pencils keep away pens.
Make these days the time of
your life And make the nights
just as right This time only
comes once a year
So live it up without inhibition and fear.
This summer break try and make a difference**

- **Appreciate Nature - Go for long walks in a park or garden with your family and friends.**
- **Good manners are the key - Respect your parents, grandparents and all elders. Use three magical words (Sorry, Please and Thank you).**
- **Stay Fit, Stay Healthy- Play your favourite game / sport regularly.**
- **Learn about our Heritage – Find some time to visit museums and monuments. Read about them.**
- **Save Nature– Contribute to save our precious environment. Minimize the wastage of resources like water, fuel and electricity.**

Must do:-

- **Eat healthy food and drink lots of water & juices.**
- **Read every day. Watch less of T.V.**
- ***Prepare yourself throughout for FA-II to be held in July.***

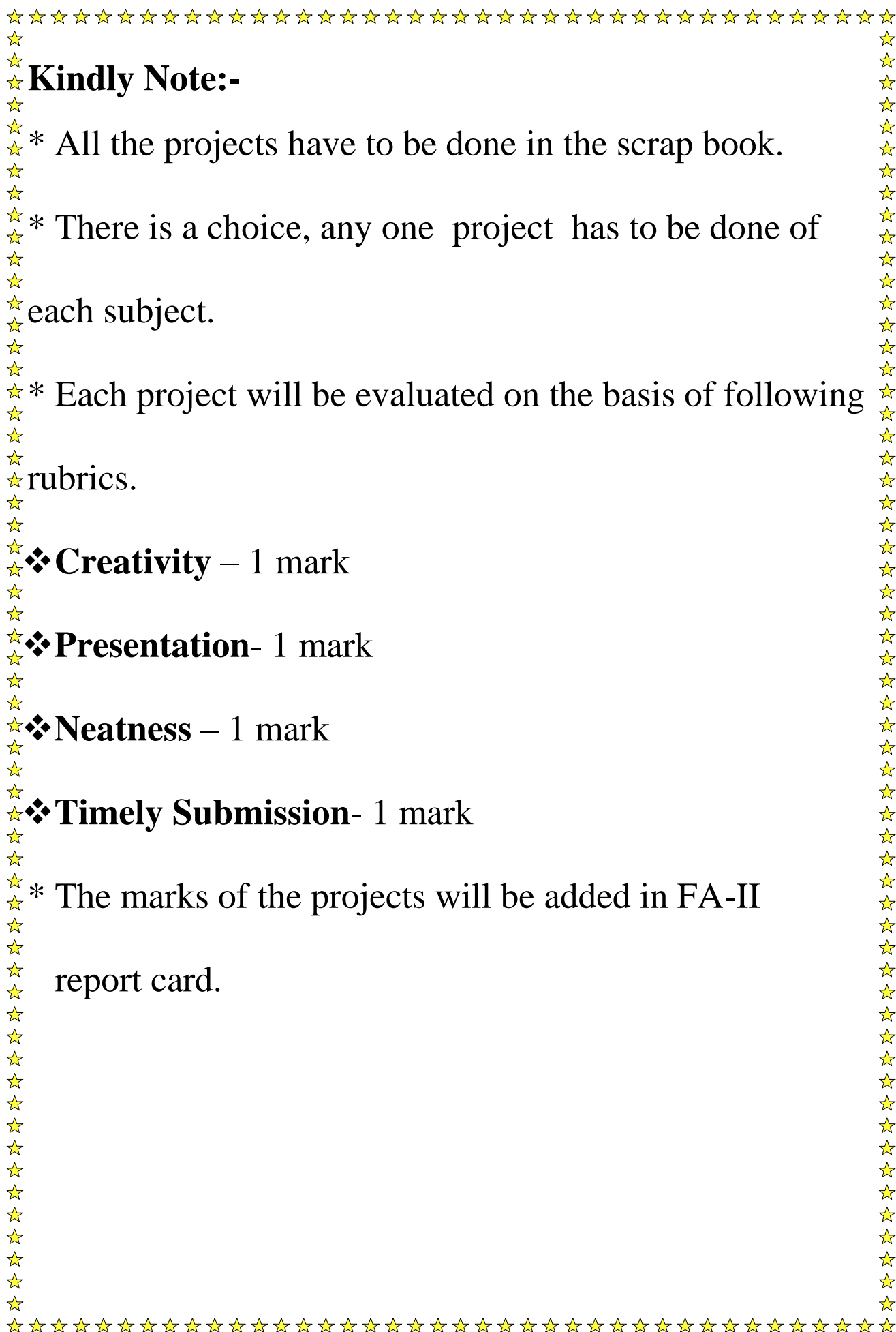




Guidelines for the parents :-

- * Spend some quality time with your kids. Have at least one meal in a day with them. Play indoor or outdoor games with them. Take them to the park and share your childhood experience with them.**
- * Encourage your child to go outdoor rather than sitting in front of electronic gadgets all day.**
- * Encourage your child to cultivate the reading habit. Get some story books of their choice to read. You can also refer Karadi stories.**
- * Involve your child in household chores like laying the table, watering the plants, washing their own plates, cleaning their cupboards etc... such type of activities give them first hand experience of real world skills and makes them independent beings.**
- * Encourage your child to do their homework independently but ... under your guidance.**





Kindly Note:-

* All the projects have to be done in the scrap book.

* There is a choice, any one project has to be done of each subject.

* Each project will be evaluated on the basis of following rubrics.

❖ **Creativity** – 1 mark

❖ **Presentation**- 1 mark

❖ **Neatness** – 1 mark


❖ **Timely Submission**- 1 mark

* The marks of the projects will be added in FA-II report card.

ENGLISH

Q.1. Let's gear up for some mind boggling "Thinker Box" activities planned up for you for the story given below:

The Talkative Tortoise



Once upon a time, a tortoise lived near a lake. It was friends with two swans that also lived in the lake. One summer, the lake began to dry up, and there was little

water for the animals. The swans told the tortoise that there was another lake in another forest, where they should go to survive.

They came up with a plan to take the tortoise along. They made the tortoise bite the center of a stick and told it not to open its mouth, no matter what. The swans then held each end of the stick and flew, with the tortoise in between. People in the villages along the way saw a tortoise flying and were awestruck.



There was a commotion on the ground about two birds taking a tortoise with the help of a stick. In spite of warnings

from the swans, the tortoise opened its mouth and said: "what's that commotion all about?" And then, it fell to its death.

Moral: One should speak only at the right moment.

Link for watching the story:

<https://www.youtube.com/watch?v=VO UE2vvnv3k&t=98s>

Read and have fun:

Read aloud this story with your parents.

Then read the same silently.

ENHANCE YOUR VOCABULARY: We know, you came across some new words in the story that you find difficult to understand. Pick up your dictionary and search the meanings with the help of an adult. Make a list of those words and frame sentences with them in scrapbook. (any 5 words)

i) Who was your favourite character from the story?

ii) One good thing you learnt from the story:

OR

Q.2 Manipur is called "A Jewel land" of India. Manipur is a jeweled land because it is surrounded by nine hills with an oval-shaped valley at the center, a naturally made Jewel. Collect the pictures related to different tradition, landforms, dance forms, weather condition of Manipur and make a picture collage. Also describe the picture in 10-12 lines.

KARADI PATH

“The more that you read, the more things you will know.

The more you learn, the more places you’ll go.” To enhance your reading habits, Read the story ‘The Blue Jackal’ From the Karadi Path book. Find out the naming words and pronouns from the story and underline the naming words with blue pencil colour and pronouns with orange pencil colour .

Hindi

प्रश्न 1. पेड़ पौधे हमारे सच्चे मित्र हैं इसलिए उनसे हमें विशेष लगाव रखना चाहिए और उनसे संबंधित महत्वपूर्ण जानकारी प्राप्त करनी चाहिए इसी बात को ध्यान में रखते हुए अपने घर के नजदीक किसी बगीचे या भ्रमण स्थल का भ्रमण करते हुए किन्हीं आठ भिन्न-भिन्न पेड़ों की पत्तियां स्क्रेप फाइल में चिपकाए और उनके दो दो गुण भी लिखिए।

OR

प्रश्न 2. नीचे दी गई मणिपुर से संबंधित कविता के दो पद याद करके स्वयं कविता का वाचन करते हुए कविता में आए शब्दों में भिन्न भिन्न मात्रा वाले 20 शब्दों को उनकी मात्रा सहित लिखिए-

ये अनेक वर्ष बीत गए हुए गौरवमयी इतिहास के
प्यारी मातृभूमि के लिए बैचैन
हस्ता हूँ, रोता हूँ
बढ़ते कदमों पर मणिपुर के
ज्यादा भरी नहीं पृथ्वी का यह टुकड़ा अधिक ऊँचा नहीं यह आकाश
किन्तु मणिपुर ! तुम
प्यारे हो मेरे लिए, नहीं हो अंत
समझने लगा धीरे-धीरे
अनेक वर्षों बाद
बीतने पर अनेक युग
घूम कर कई स्थान
लेकर पैरों में जादू की छड़ी सूरज की ओर जाने वाला मैं
नाम नहीं मेरा,
न ही मेरा रूप,
मैं हूँ मणिपुर का सौन्दर्य प्रेमी

MATHS

Q.1. Radha is an explorer. She wants to go to Manipur and enjoy its beauty. She looked for the different ways to travel to Manipur. She has found out that if she travels by aeroplane, she will reach in around 3 hours. By train she will reach in 46 hours. If she plans to drive on her own car, she will be reaching in 41 hours. There is one more way to travel and that is by bus which will take 63 hours. After looking at so many options she got confused. Help her by answering the following questions:

- Which mode of transport takes the maximum time?
- Which mode of transport takes the minimum time?
- Arrange the times given in ascending and descending order using pictures in Scrap book.
- Sort the numbers as Odd and Even.
- Represent the numbers as tens and ones. Write their expanded form and number names in scrap book.



Number	Expanded form	Number name
33	$30 + 3$	Thirty - three

OR

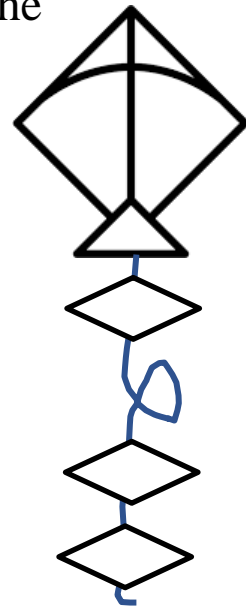
Q.2 It's exciting to see kites soaring, blanketing the beautiful sky. All sorts of colorful shining ribbons act as accomplishments to the kites. The beautiful colours of kites make the atmosphere more cheerful and happy, Let's design one of our types. Choose any two numbers of your choice between (11-99) and represent them in an interesting manner as shown below:

Instructions:

Material Required – Coloured sheets, strings, glue, sketch pens. On the kite write your name and the number you have chosen.

On the bows attached write

- a) Number name
- b) Expanded form
- c) Tens and ones
- d) Ordinal number
- e) Ordinal number name



E.V.S.

Q.1. Prepare a healthy dish of Manipur with the help of a family member. Write the ingredients and the recipe in the scrapbook along with the pictures.



Name of the Recipe	
Chef:	
Pictures	Ingredients:
Recipe:	
Pictures	



Q.2. 5TH June is celebrated as **World Environment Day** let's make it special by making Best out of Waste.

Look around for the waste such as plastic, newspaper, paper cups, box etc and show the magic in your hands by making something new.



Computer

- * Draw a beautiful scenery in MS-Paint by using different shapes , tools and colour palette. Take a coloured print out of it.

G.K.

- * Paste the pictures of different dance forms of Manipur.

Hindi Cursive and English Cursive

- * Do page 15 to 20

ART

- * Do page 37, 27, 31 in pac book .

