



Scholars
Global School

SUMMER *Holidays*



HOMESCHOOLWORK





HURRAY! IT'S TIME FOR FUN AND PLAY!

IT'S TIME FOR HOLIDAYS!!

Longer days and shorter nights

Dark shades & brighter lights

Favourite music & best friends

Keep away pencils keep away pens.


**Make these days the time of
your life And make the nights
just as right This time only**

comes once a year

So live it up without inhibition and fear.

This summer break try and make a difference

- **Appreciate Nature** - Go for long walks in a park or garden with your family and friends.
- **Save Nature**-Contribute to save our precious environment. Minimize the wastage of resources like water, fuel and electricity.



INSTRUCTION FOR STUDENTS:-

- Eat healthy food and drink lots of water & juices.
- Make your own time table for summer vacations and get it laminated.

Time	Activity
8:00am-8:30am	Wake up, brush teeth, take bath

- Prepare yourself throughout for UT-II to be held in July
- (Refer to UT-II Syllabus for the same).

GUIDELINES FOR THE PARENTS:-

- Spend some quality time with your kids. Have at least one time meal with them. Take them to the park and share your childhood experiences with them.
- Encourage your child to cultivate the reading habit. Get some story books of their choice to read.
- Involve your child in some household chores like laying the table, watering the plants, washing their own plates, cleaning their cupboards etc. to give them first hand experience in becoming more confident and responsible.
- Encourage your child to do their homework on their own but... under your guidance.



ENGLISH



Q1. When we read a story, we come across various events which take the story ahead to its destined ending. These events help us to form a better understanding and sometimes they help us connect with world around us.

Read the famous story of Manipur Folklore: Tapta and create a story map for the same on an A3 size sheet. You can also draw or paste some pictures related to the story.

<https://storymirror.com/read/english/story/tapta-a-manipur-folk-tale/lru1graz?ref=/read/english/story/tapta-a-manipur-folk-tale/lru1graz>

STORY MAP

 WHO	 WHERE
 WHAT What is the conflict?	
 WHY Why is there a conflict?	 WHEN

Name	Date
Title 	Author
Characters	Setting
Problem	
Solution 	

OR

ENGLISH

The North Indian Region is famous for its rich cuisines and their appealing presentation. Find out some Dishes which are indigenous to Manipur and make an attractive Menu card for the tasty delicacies. You can draw small pictures to make it more realistic.

Q2. Do the provided worksheet.

Q3. To develop a neat and beautiful handwriting styles complete cursive writing from page no. 10-15 in Cursive Writing Book.

Rubrics for assessment:-

Neatness	Content	Accuracy	Creativity
1	1	1	2

हिन्दी

प्र.1. मणिपुर को देश की आर्किड बास्केट भी कहा जाता है | यहाँ आर्किड पुष्प की 500 प्रजातियाँ पाई जाती हैं | सतरंगी शिरोई लिली (Shirui Lily) यहाँ के फूलों में एक विशेष प्रजाति है | इसके बारे में अन्य जानकारी एकत्रित कर अपनी उत्तरपुस्तिका में सचित्र अनुच्छेद रूप में लिखिए | अनुच्छेद में प्रयुक्त संज्ञा शब्दों को रेखांकित कीजिए |

अथवा

अपने परिवार के सदस्यों की तस्वीरों (Photos) का प्रयोग कर (A-4 साइज़ शीट पर) एक वंशवृक्ष तैयार कीजिए | प्रत्येक सदस्य का आपके साथ संबंध एवं उनकी दो- दो विशेषताएँ (विशेषण शब्द) भी लिखिए |

प्र.2. हिंदी की उत्तरपुस्तिका में पाँच पृष्ठ सुलेख लिखिए |

मूल्यांकन हेतु मापदंड-

विषय-वस्तु	प्रस्तुतीकरण
3	2



Q 1 Manipur is the land of friendly people who are full of laughter and joy. Manipur itself means jewelled city.

Given are some famous tourist places in Manipur which attracts number of visitors every year.



- * **Loktak Lake** (The only floating lake in the world)
- * **Kangala Fort** (Speaking of Regal Heritage)
- * **Manipur Zoological Garden** (Must-visit for travellers of all kind)
- * **Shree Govinda jee Temple** (Beautiful white dome structure)
- * **Manipur State Museum** (Discovering Manipur's Rich Legacy)
- * **Tharon Cave** (Thrill and fun)

Ask at least 20 people whether they know about these tourist places in Manipur or not. Present your findings in a tally marks table .

What you have to do:-

- i) Ask the first person and put a tally mark (I) in the column of that place which he knows about.
- ii) When you ask the next person if he says the same name you just put a tally mark in the same column but if he says some other place put then put a tally mark in the column of other place.



Remember tally marks are always put in a group of 5. Every 5th tally mark crosses the first 4 marks to show 5 as shown here. 

S.no	Tourist Places	Tally Marks	No. of people
1.	Loktak Lake		
2.	Kangala Fort		
3.	Manipur Zoological Garden		
4.	Shree Govinda jee Temple		
5.	Manipur State Museum		
6.	Tharon Cave		

* Use A-4 sheet to draw Tally Table.

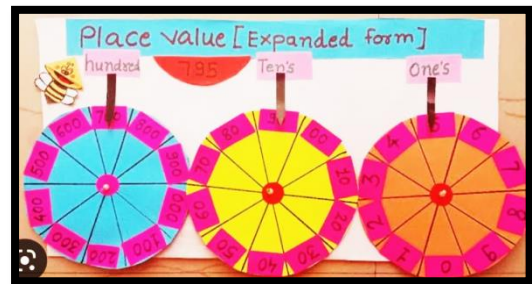
* Also make a **Bar Graph** based on same Tally marks Table. You can use different type of papers , craft material to make a creative bargraph. For example use coloured or printed sheets to take the cutouts for the bar graph . Use your own ideas to present the bar graph in a creative way. You may add more rows in the above table if needed.

* Use another A4 size sheet for presenting the bar graph.

OR



The ones are on the right
The tens are next in line.
Move one more to the left
For the hundreds every time.



Make a working model of **place value** using the given material (cardboard, fevicol, coloured, pens, markers, glue, scissors, pushpins etc).

You can refer to the **given link** for searching more ideas.

<https://youtu.be/9gOMxES2nOA>

Q2 Do the provided worksheet.

Q3 Learn tables 2-15

Neatness	Accuracy	Creativity
1	2	2



Q1 Once in your life you need a doctor, a lawyer, a policeman, a preacher but everyday, three times a day, you need a farmer .

Our basic requirement is plant based food. Crops offer us food to meet our daily energy needs.


Collect any three varieties of each type of crop (cash, food and horticultural).

- i) Paste a small branch of each crop or the useful part of the crop on an A-3/A-4 size sheet.
- ii) Write their name and uses.

OR

You leave your foot prints when you walk on sand. There is a term **CARBON FOOTPRINT**

What do you mean by this term? Make a poster on an A-3 size sheet on the factors causing it and what can be your contribution towards reducing your Carbon footprint.



Neatness	Content	Accuracy	Creativity
1	1	1	2



SOCIAL SCIENCE



Q1 “A home should be more than just something pretty to look at. Our homes should inspire us every day to live the life we dream of and aspire to.”

- Let's detail one such happy house using our kinesthetic skills to reinforce the learning of the classroom about the types of houses.
- Create a scrap file/ collage on A-3 size sheet of the pictures to present different types of houses that you have learnt about (bungalows, apartments, house in villages, slums etc.)

Make a table too, to show the details about each house, like given below:

Type of House	Material used to build	No. of Storeys	Where is it found ?	Advantage	Disadvantage



SOCIAL SCIENCE



Q2 “The first step to running is to walk few steps. Similarly, the first step to learn about a country is to know the locations of each area.”

So, let’s know our country well. On an A-3 size sheet paste / draw using a stencils political map of India.

- * Mark all the states of India on the map.**
- * Also, write and learn the states with their capitals under the map.**
- * Present it in your own creative way.**

Neatness	Content	Accuracy	Creativity
1	1	1	2