

## **SCHOLARS GLOBAL SCHOOL**

### **HOLIDAY HOMEWORK CLASS VI**

*Education helps us get exposure to new ideas and concepts that we can use to appreciate and improve the world around us and the world within us.!*

Holiday is the time that we all eagerly wait for. We all make plans to enjoy, to relax and to empower ourselves during these gala days. This summer vacation the Holiday Homework so designed by the mentors of the school is a medium for you all to achieve the motto of “Fun and Learn”

The activity based assignments will foster curiosity, develop creativity, enhance knowledge and instill the joy of learning among you all. They will certainly help you discover a new you who is more enriched and confident and performs every action to perfection.

#### **REMEMBER**

- Neatness and presentation are common parameters for most of the activities assigned. Please maintain the quality of work done.
- Holiday homework will be assessed on certain parameters and marks/grade will be awarded accordingly.
- Make sure that all syllabus done till May must be revised thoroughly in the last two weeks of June as it will help you to retain and adjust after the long break.

#### **BE A WONDERFUL HUMAN BEING: KEEP IN MIND TO**

Follow a schedule during holidays. Be a good time manager.

- Read newspapers daily and stay updated with current affairs
- Do the homework independently, only ask for assistance from your parents or guardians
- Give time to pursue your hobby.
- Remember to have a wide mouth container filled with water outside your house for the birds to get respite from the scorching heat.
- Pray to almighty daily and thank for the blissful life that you enjoy.
- Be a helping hand to your parents and learn the skill of shared responsibility.
- Do the work by following the guidelines given with each work or activity

- Spend time with your parents and grandparents, their rich experience will help you overcome challenges with ease.
- Keep the home clean and mess free.
- Water the plants and rejoice the beauty of nature.

### **HEALTHY LIFESTYLE BE YOUR PRIORITY**

- Give prime importance to your health. Eat lots of fruits, do exercise and get into yoga
- Wash hands frequently • Avoid sharing of towel, handkerchief, brush with others.
- Trim of nails and hair regularly.
- Drink a lot of liquid like water and other natural sources of water like tender coconut water, lime water, Buttermilk etc.

### **REQUEST TO PARENTS**

Summer vacation time is an opportunity to spend the quality time with your child and make him/her feel special of his unique identity.. So just spare and do the following:

- Let your child watch some entertaining educational TV shows such as discovery kids, animal planet and make the learning interesting.
- Engage them to learn music/dance/theatre/ any other dance form to bring them close to India's Art & Culture.
- Talk about omni presence of God and humility being developed with regular prayers and doing good deeds as to offer best prayer to the God.
- Watch some good movies with your ward on love, compassion, humanity, kindness, forgiveness etc.
- Talk about the importance of parents and elders. Have at least 4-5 meals together. Remember "Every action is important and every deed is vital....."

***Wishing all the students a joyful learning***





Ques1.A) Read the folktales of Manipur and Haryana. Compare and Contrast the two folktales and write what did you learn from both stories on an A4 size sheet.

**Keibu Keioiba** ([https://simple.wikipedia.org/wiki/Keibu\\_Keioiba](https://simple.wikipedia.org/wiki/Keibu_Keioiba)) and **The Silver Well** ([https://www.kidsgen.com/stories/folk\\_tales/the\\_silver\\_well.htm](https://www.kidsgen.com/stories/folk_tales/the_silver_well.htm))

Rubrics:- (a) Ideas -2 marks

(b) Organisation - 1 mark

(c) Writing Skill - 2 marks

**OR**

B) Make a poster to advertise local food of Manipur mentioning the ingredients and why is that food good for the customers.

Rubrics:- (a ) Presentation-3 marks

(b) Organization - 1 mark

(c) Ideas -1 marks

Ques2. Complete the worksheet attached at the end.

Ques3. Revise entire syllabus of English done till date.

1. मणिपुर राज्य के प्राकृतिक सौंदर्य का वर्णन करते हुए अपने मित्र को पत्र लिखिए । पाठ्य पुस्तक पाठ - 4 (उत्तर पूर्वी भारत ) पर आधारित प्रश्न

विषयवस्तु - 3 अंक

भाषा की शुद्धता -2 अंक

2. समाचार पत्र से किन्ही 5 दिन नवीन हिंदी शब्द खोजें मौलिकता व कल्पनाशीलता के आधार पर सार्थक वाक्य बनाएं ।

विषयवस्तु - 2 अंक

भाषा की शुद्धता -2 अंक

प्रारूप -1 अंक

## SANSKRIT

प्रश्न- 1 मणिपुर राज्यस्य खाद्यपदार्थानां, नदीनाम्, क्रीडकानां, जनजातियानाम्, नृत्याणां च त्रीणि- त्रीणि नामानि संस्कृत भाषायाम् लिखत। मणिपुर राज्यस्य विषये चित्रं अपि रचयत। एतत् कार्यं A-4 शीटे कुरुत। ( मणिपुर राज्य के खाद्य पदार्थों के, नदियों के, खिलाडियों के, जनजातियों के और नृत्यों के 3-3 नाम संस्कृत भाषा में लिखिए। मणिपुर राज्य के विषय में चित्र भी बनाइए। यह कार्य A- 4 शीट पर कीजिए।)

प्रश्न- 2 भगवद्गीतायाः पञ्च संस्कृत श्लोकाः अर्थ सहितं स्व संस्कृत उत्तरपुस्तिकायाम् लिखत। श्लोकानां स्मरणं अपि कुरुत।

( भगवद्गीता के पाँच संस्कृत श्लोक अर्थ सहित अपनी संस्कृत उत्तरपुस्तिका में लिखिए। श्लोकों को याद भी कीजिए।)

मूल्यांकन

विषयवस्तु एवं शुद्ध वर्तनी - 3 अंक

चित्रात्मकता - 2 अंक



Q1. Make a video (at least 3 minutes) of yourself showing the definition and examples on any One of the topic given below:

- (a) Difference between Indian and International system of Numeration
- (b) Properties of whole numbers
- (c) Unit Conversion (Km to cm)
- (d) Ray, Line, Line segment, polygon
- (e) Radius, Diameter, Chord, Segment, Sector

Q2. Do worksheets in workbook Ch-4 (Basic Geometrical Ideas)

Q3. Learn tables from 2 to 20

Rubrics:- (a) Timely submission-1 mark

(b) Presentation - 2 marks

(c) Accuracy - 2 marks



Q1. Visit a nearby tailoring shop. Collect 4 to 5 cuttings of fabrics leftover after stitching. Feel and touch each piece of fabric. Paste and label these fabrics on A4 size sheet as cotton, silk, wool or synthetic. Answer the following questions:-

- i. Draw the pattern you notice in each.
- ii. Write the states of India the fiber is grown.
- iii. Also mention different uses of these fabric.
- iv. Use these fabrics to create a scenery/toy / object.

Q2. Revise chapter 2 and complete the given worksheet of chapter 3.

Rubrics:- (a) Creativity - 2marks

(b) Data collection -2 marks

(c) Timely submission-1mark

## Social Science

- a) Make a painting on stone slab or paint a pot, decorate them in the same way as early humans.

Rubrics:- (a) Creativity - 2marks

(b) Presentation-2 marks

(c) Timely submission-1marks

- b) Make a project on an A4 size sheet or by using canvas app on the Manipur the jewel of India in comparison study with state of Haryana describing in detail about the food, culture ,economic activities of the people, topography, climatic conditions, flora and fauna including the main areas and famous for tourist attraction. Also mark the states on the political map of India and paste colourful pictures relating to it .

- Rubrics:-(a) Content-2marks  
(b) Presentation-2 marks  
(c) Timely submission-1mark

## COMPUTER

Q1. IT hardware refers to any physical or tangible elements of a computer such as the monitor,

mouse, keyboard, hard disk drive (HDD) etc. Paste picture of any 1 hardware device on an

A4 sheet and write few lines about it.

- Rubrics:-(a) Creativity - 2marks  
(b) Presentation-2 marks  
(c) Timely submission-1mark

## FRENCH

Q.1 Apprendre et conjuguer le verbe être et faire une carte flash du verbe être  
learn and conjugate être verb and Make a flash card of verb être  
( Refer to Leçon-3)

Q.2 Décrivez Vous en 250 mots.

( write a short paragraph “ Describe about yourself “in 250 words in fair notebook by using following Key points , Make ur description attractive by using colours )

- ✓ Membres de la famille
- ✓ âge,
- ✓ nom,
- ✓ nationalité,
- ✓ profession,
- ✓ loisirs

Family members , age , name , nationality ,Profession , hobbies etc .

- Rubrics:-(a) Content-2marks  
(b) Presentation-2 marks  
(c) Accuracy-1mark

NAME : \_\_\_\_\_

CLASS : VI

DATE : \_\_\_\_\_

**Q.1. Read the sentences carefully and write their types.**

- a) What a wonderful day it was!
- b) Do not eat the rotten fruits.
- c) Have they not done their duty?
- d) Please lend me your bicycle.
- e) I don't have his address.

**Q2. Shade the SUBJECT with BLUE colour and PREDICATE with YELLOW colour.**

- a) The Sun rises in the East.
- b) My elder brother made a house.
- c) He named his son Ankur.
- d) My father sold his house to you last year.
- e) The books are kept on the table.

**Q3. Fill in the blanks with correct option.**

- a) The shopkeeper \_\_\_\_\_ my deal. (accepted/excepted)
- b) All the students \_\_\_\_\_ Mahira have completed their work.(accept/except)
- c) \_\_\_\_\_ is Mrs.Mehta's house. (There/their)
- d) There are some \_\_\_\_\_ in the park.(woman/women)
- e) The students have gone for the games period. \_\_\_\_\_ class is vacant.  
(There/Their)

**Q4. Form the plural of these singular nouns.**

- a) Mouse- \_\_\_\_\_
- b) Child- \_\_\_\_\_
- c) Story- \_\_\_\_\_
- d) Foot- \_\_\_\_\_
- e) Deer- \_\_\_\_\_
- f) Chef- \_\_\_\_\_

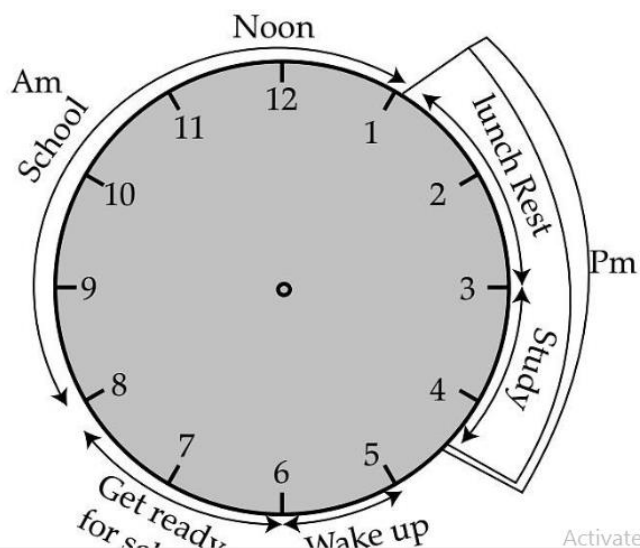
**Q5. Read the passage carefully and answer the questions given below.**

1) Keep your watch accurate. For some people, moving up the time on their watch will help them get up earlier. For others, they will remember that the time on the watch is wrong and will disregard it altogether. It may be helpful to set your watch just two minutes ahead instead of five or ten.

2) Keep a clock, phone, computer or anything that displays time in each room of your house. One of the easiest ways to run late is simply by not realising that the time is passing as quickly as it is.

3) See all your clocks and watches to the same time. Don't be an optimist. Things usually take longer than what you'd expect, even without major delays. If you have a dinner appointment at 7:30pm, don't think you can work till 7pm, then take a bath, dress and reach on time. Realistically, calculate the time you will take at each step and then add 10 minutes more to allow for unexpected delays, or you can not get your job done in time.

4) Wake up when you are supposed to wake up. Don't hit the snooze button, keep on lying in bed, and watch TV at the very start of your day. Maybe you can try even setting your clock 10 minutes earlier than you need. If you have difficulty with this, move your alarm clock to somewhere away from your bed; that way, you will have to get up to turn it off.



a) Keep a \_\_\_\_\_ in each room.

i) Phone      ii) Computer      iii) clock      iv) Any of these

b) It is good to commit yourself \_\_\_\_\_ for everything.

i) to be late      ii) to delay      iii) to be 15 minutes early      iv) to search to the last minute

c) It is a good habit to \_\_\_\_\_.

i) reach your workplace in time.      ii) calculate the time before starting any work.

iii) keep lying in bed after the alarm clock buzzes.      iv) both 'i' and 'ii'

d) The given chart shows that students should get up \_\_\_\_\_.



नाम–

कक्षा– छठीं

दिनांक –

प्र.1. निम्नलिखित समस्तपदों का विग्रह करके समास का नाम लिखिए –



प्र.2. निम्नलिखित शब्दों को पढ़कर भाववाचक संज्ञा से वाक्य पूरे कीजिए –

खुशी, दुःख, गुस्सा, लालच, डर, आश्चर्य, बुढ़ापा, बचपना, अकेलापन, उत्साहित

- क) मैं अपने जन्मदिन के लिए बहुत \_\_\_\_\_ है।
- ख) तुमसे मिलकर बहुत \_\_\_\_\_ हुई।
- ग) घर पर कल कोई नहीं था, तो मुझे \_\_\_\_\_ महसूस हुआ।
- घ) उसे चोट लगी सुनकर \_\_\_\_\_ हुआ।
- ङ) बड़े होने पर भी उसमें \_\_\_\_\_ है।
- च) पढ़ाई न करने पर मेरी माँ ने मुझपर \_\_\_\_\_ किया।
- छ) \_\_\_\_\_ आने पर शरीर कमजोर हो जाता है।
- ज) बड़ा झूला देखकर मुझे \_\_\_\_\_ लगा।
- झ) जादूगर का जादू देखकर मुझे \_\_\_\_\_ हुआ।





#### प्र.4. लिंग बदलिए –

क) ठाकुर – \_\_\_\_\_

ख) भाग्यवान – \_\_\_\_\_

ग) हाथी – \_\_\_\_\_

घ) छात्र – \_\_\_\_\_

ङ) बच्चे गुड्डा – \_\_\_\_\_ से खेलते हैं।

च) सभा में श्रीमान एवं \_\_\_\_\_ सभी पधार चुके हैं।

छ) हमारे अध्यापक एवं \_\_\_\_\_ ज्ञानी है।

ज) वर एवं \_\_\_\_\_ को सभी लोग आशीर्वाद देने आए थे।



#### प्र.5. वचन बदलिए –

क) कुटिया – \_\_\_\_\_

ख) वधू – \_\_\_\_\_

ग) औरत – \_\_\_\_\_

घ) घोड़ा – \_\_\_\_\_

ङ) पौधा – \_\_\_\_\_

च) केवल यह घड़ी ही सही समय बताती हैं, अन्य सभी \_\_\_\_\_ खराब हैं।

छ) मैंने अभी एक ही पुस्तक पढ़ी है, परंतु मुझे ये सभी \_\_\_\_\_ पढ़नी है।



**Name :-****Class – VI****Date :-**

Q1 Once Paheli visited a tailor shop and brought home some cutting of fabric to study their properties. She took two pieces and found that one of the piece was shrinking when it was burnt with a candle but other did not .Can you help her to find out which of two was cotton fabric and which is a silk fabric?

---

---

Q2 A cotton shirt ,before it reaches to you completes a long journey. Elaborate this journey starting from cotton ball by filling in blanks.

Growing of cotton seeds \_\_\_\_\_ of balls , fibers dry in sun , \_\_\_\_\_ spinning of fibre , \_\_\_\_\_.

Q3 Why Gujrat is a leading state in textile industries?

---

---

Q3 Have you ever observed your mother while she is working in the kitchen?  
Is she wearing a synthetic dress? Do you think this is right?

---

---

---

---

Q4 a) Identify the material of bag.

---

b) Mention the weather condition in which this crop is grown.

---

---

c) Any two uses \_\_\_\_\_



Q5 Why do human beings need cloths , but not the animals?

---

---

---


---

Q6 Classify fibres in to different category .Paste the samples of different kinds of cloths and name it.

---

---

---




---



---



---



---



---



---

**Q1. Conjuguez le verbe “ETRE “**

**LE VERBE : ETRE (TO BE)**

SINGULIER

PLURIEL


_____	_____
_____	_____
_____	_____
_____	_____
_____	_____
_____	_____

**Q.2 Reliez les colonnes.(Match the columns).**

- |          |             |
|----------|-------------|
| a. Tu    | i. suis     |
| b. Je    | ii.est      |
| c. Vous  | iii. sommes |
| d. Nous  | iv. sont    |
| e. Elles | v. es       |
| f. Elle  | vi. êtes    |
| g. Il    | vii. sont   |
| h. Ils   | viii est    |

**Q.3. Identifier L'image .**

A.



B.)



C)



D)



**Q.4 Remplissez les blancs avec les verbe être.**

- 1) Je \_\_\_\_\_ petit.
- 2) Tu \_\_\_\_\_ intelligent.
- 3) Elle \_\_\_\_\_ française.
- 4) Ce sont des garçons , Ils \_\_\_\_\_ grands.
- 5) Vous \_\_\_\_\_ gentiles?
- 6) Aneesh ,Il \_\_\_\_\_ américain .

**Q5. Complétez avec les pronoms sujets. ( Je,Tu ,Il, Elle , Nous , Vous ,Ils, Elles)**

1. Philippe et moi , \_\_\_\_\_ sommes indiens.
2. Aneesh , \_\_\_\_\_ est indien.
3. \_\_\_\_\_ suis jeune.
4. Sophie et toi \_\_\_\_\_ êtes belles.
5. Ce sont des filles , \_\_\_\_\_ sont belles.
6. Ce sont des garçons \_\_\_\_\_ sont grands.

**Q.6 Remplissez Les Blancs.**

 ELLES SONT	<input type="text"/>	WE ARE / ONE IS
 ON EST	<input type="text"/>	HE IS
C'EST	<input type="text"/>	SHE IS
 IL EST	<input type="text"/>	YOU ARE (plural)
 ILS SONT	<input type="text"/>	IT IS
 ELLE EST	<input type="text"/>	YOU ARE (singular)
 JE SUIS	<input type="text"/>	THEY ARE (masculine)
 TU ES	<input type="text"/>	I AM
 VOUS ÊTES	<input type="text"/>	WE ARE
 NOUS SOMMES	<input type="text"/>	THEY ARE (feminine)