



WINTER HOLIDAY HOMEWORK



CLASS-PreNursery

NAME-_____



Try to converse in ENGLISH using small sentence like :-

* Good morning Good Night ...

* Namaste by folding hands.

* May I come in?

* May I drink water?

* May I go to washroom?

* I don't want more serving.

* Can I do some coloring?

* Please help me in doing my work.







* I have done my work.

* I am hale and hearty.

Vacation is the most beautiful moment of every student's life. They need it for relaxation and hone their skills. They feel rejuvenated which enhance their concentration towards studies. During vacations, students try to learn new things and enjoy it with their holiday homework. We have announced our Winter break from December 30, 2023 to January 10, 2024; this comes along with the "holiday Homework"! School will Reopen on 11th January 2024.

Kindly revise Patterns in Patterns notebook page no.-26 and 27



Phonic Sounds (A-Z) (a-z)					
Alphabet	Phonic Sounds	Vocabulary	Alphabet	Phonic Sounds	Vocabulary
Aa	says ऐ	 APPLE	Nn	says न	 NEST
Bb	says ब	 BALL	Oo	says ओ	 OWL
Cc	says क	 CAT	Pp	says प	 PARROT
Dd	says ड	 DOG	Qq	says क्व	 QUILT
Ee	says ए	 EGG	Rr	says र	 ROSE
Ff	says फ	 FISH	Ss	says स	 SUN
Gg	says ग	 GOAT	Tt	says ट	 TIGER
Hh	says ह	 HORSE	Uu	says अ	 URN
Ii	says इ	 INKPOT	Vv	says व	 VAN
Jj	says ज	 JOKER	Ww	says वें	 WATCH
Kk	says क	 KITE	Xx	says एक्स	 X-MAS TREE
Ll	says ल	 LION	Yy	says य	 YAK
Mm	says म	 MANGO	Zz	says ज़	 ZEBRA



Scholars
Global School

Identify and colour all the winter clothes.



colour the shapes

Squares



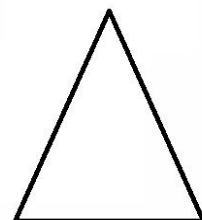


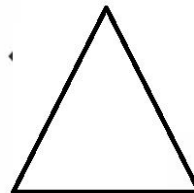
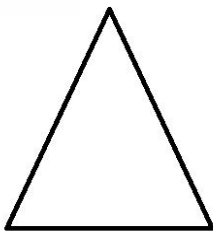



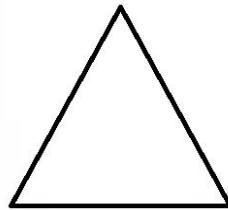
Circles



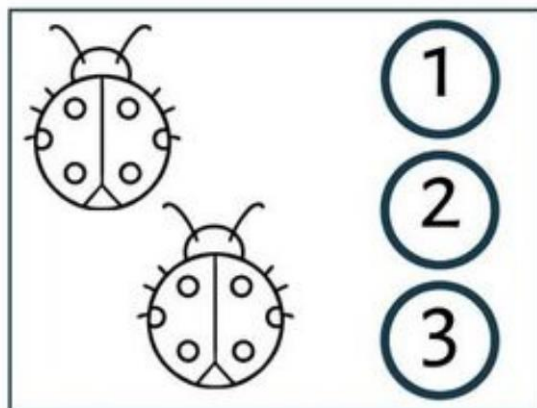

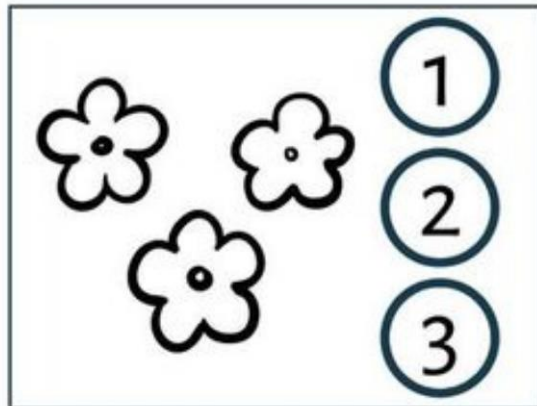


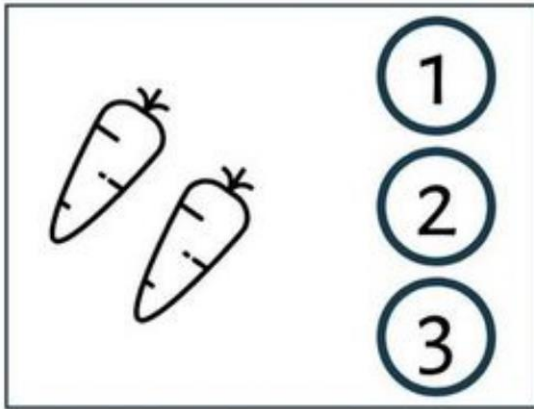
Triangle




Star





Count the picture and Colour the correct number

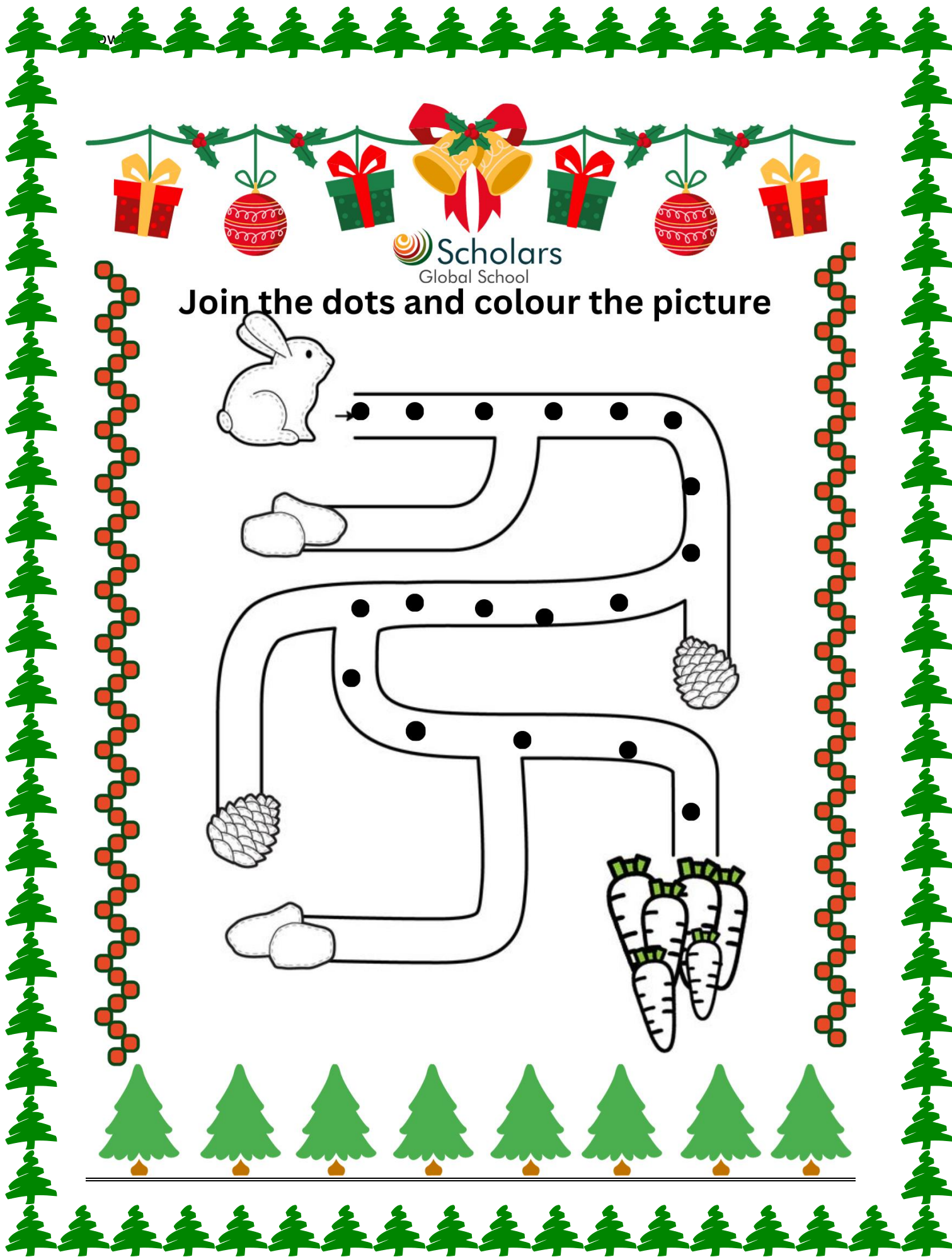


**Colour the flower using finger printing as
1-green, 2-brown, 3- yellow, 4- orange**



Join the dots





Scholars
Global School

Join the dots and colour the picture

Count and Colour Accordingly

