



WINTER HOLIDAY HOMEWORK

CLASS-KG

NAME- _____





***"Keep your child's brain active over the break
without knowing they are doing homework"***

***Dear Parents,
Season's Greetings!***

















































Vacation is the most beautiful moment of every student's life. They need it for relaxation and hone their skills. They feel rejuvenated which enhance their concentration towards studies. During vacations, students try to learn new things and enjoy it with their holiday homework. We have announced our Winter break from **December 30, 2023 to January 10, 2024; this comes along with the "holiday Homework"!** School will Reopen on **11 January 2024.**

- Sharing is caring . Ask your child to share his/her old toys and clothes to share with children in need.
- Encourage your ward to use magical words(Excuse me , Thank you, Sorry , Please, May I, You're welcome)with your family daily.
- **Notebook Work- Give them practice of cursive small letter a to z in cursive small notebook. (Page- 83-86)**






We are looking forward to students joining back to classes after rejuvenating holidays, with smiling faces and joy in their hearts. All of us wish you the best of holidays and a Happy New Year.

***Regards
Scholars Global School***









WRITE THE MISSING NUMBER

 12	 13			 22	 23
 31	 32		 45		 47
	 9	 10	 16	 17	
 39	 40		 33		 35
 29	 30			 25	 26
	 47	 48	 39		 41
 8	 9		 19	 20	
 22		 24		 49	 50









ADD & WRITE THE CORRECT NUMBER

  +   




+ =

    +    







+ =

   +     





+ =

  + 







+ =

     + 










+ =

  +  

+ =


   +   

+ =


   +      

+ =


COUNT THE DOTS & ADD THEM TOGETHER




$$5 + 5 = \underline{\quad}$$




$$\underline{\quad} + \underline{\quad} = \underline{\quad}$$




$$\underline{\quad} + \underline{\quad} = \underline{\quad}$$



$$\underline{\quad} + \underline{\quad} = \underline{\quad}$$




$$\underline{\quad} + \underline{\quad} = \underline{\quad}$$



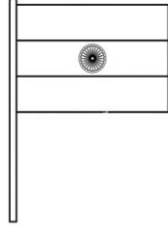
$$\underline{\quad} + \underline{\quad} = \underline{\quad}$$

WRITE THE BACKWARD COUNTING (20-1)



चित्र देखकर सही व्यंजन लिखे

Blank box for writing the vowel corresponding to the flag.




Blank box for writing the vowel corresponding to the umbrella.



Blank box for writing the vowel corresponding to the medicine bottle and pills.



Blank box for writing the vowel corresponding to the water tap.



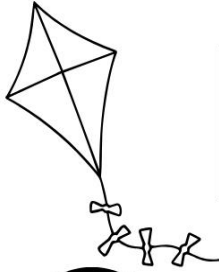
Blank box for writing the vowel corresponding to the tomato.




Blank box for writing the vowel corresponding to the watermelon.




Blank box for writing the vowel corresponding to the kite.



Blank box for writing the vowel corresponding to the radish.



Blank box for writing the vowel corresponding to the girl.



Blank box for writing the vowel corresponding to the thermos.



चित्र देखकर सही शब्द पर गोला लगाए



नल कल चल



खत फल हल



बल जल धन



घर दर फन



पल टब रथ

व्यंजनों को जोड़कर, दो अक्षर के शब्द लिखो

घ + र =



ब + स =



प + ढ =



द + स =



न + ल =



ध + न =







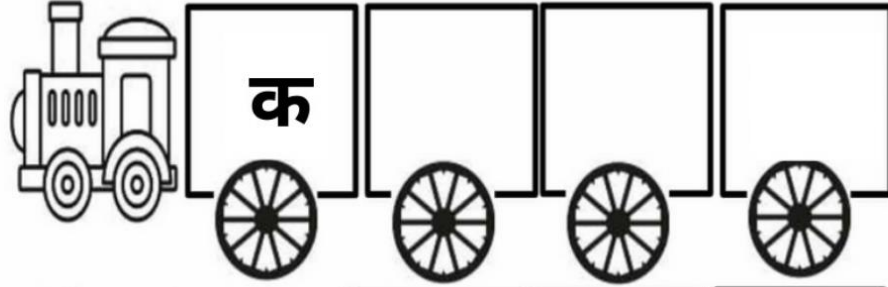
ज + ल =



फ + ल =













हिंदी रेल के खाली डिब्बों को उचित व्यंजन से



I CAN READ AND MATCH

READ AND WRITE THE WORD
COLOR THE MATCHING PICTURE

Read	Write	Color
net		
cup		
fan		
pig		
pup		

Beginning Digraph picture match

Circle the correct beginning sound of each picture



ch sh th



ch sh th



ch sh th



ch sh th




ch sh th



ch sh th



ch sh th



ch sh th



ch sh th



ch sh th



ch sh th



ch sh th



Constant Blends

Fill in the blanks with the missing blends

br

bl

gr


cl



ush




ow



apes



ock



ock



own



ain




ain



oud



ick























asshopper




ack

Beginning Sound – Fill in the missing letters.

	<input type="text"/> a t		<input type="text"/> e t
	<input type="text"/> u g		<input type="text"/> a n
	<input type="text"/> o p		<input type="text"/> i g
	<input type="text"/> i n		<input type="text"/> e t
	<input type="text"/> u g		<input type="text"/> a t
	<input type="text"/> i g		<input type="text"/> u p
	<input type="text"/> o g		<input type="text"/> e b
	<input type="text"/> a p		<input type="text"/> a t
	<input type="text"/> o t		<input type="text"/> a n
	<input type="text"/> u g		<input type="text"/> o p

all about me!



A PICTURE OF
MY FAMILY!



My name is

There are

--	--

People in my family.

I live with:

(circle)

Mom

Dad

Sister

Brother

Grandma



Grandpa

TRANSPORTATION

Write L for vehicles that move on land, W for vehicles that moves on water , and A for vehicles that move in the air.




LAND




What's Different?

Look at the pictures in each row. Circle the picture that is different

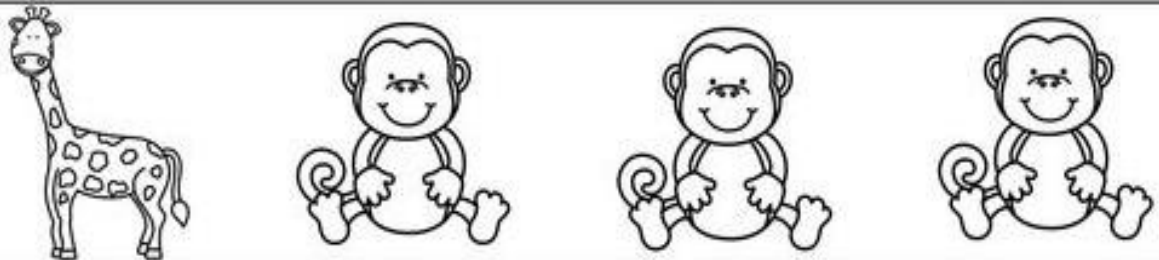
1




2



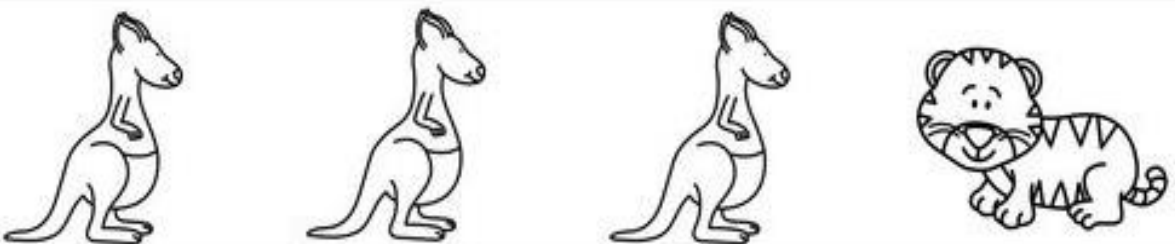
3



4

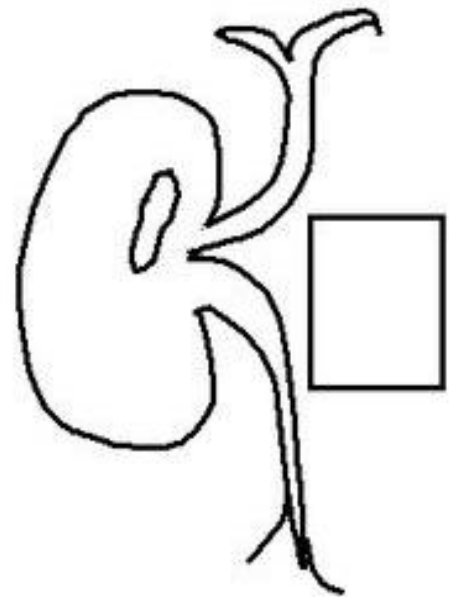
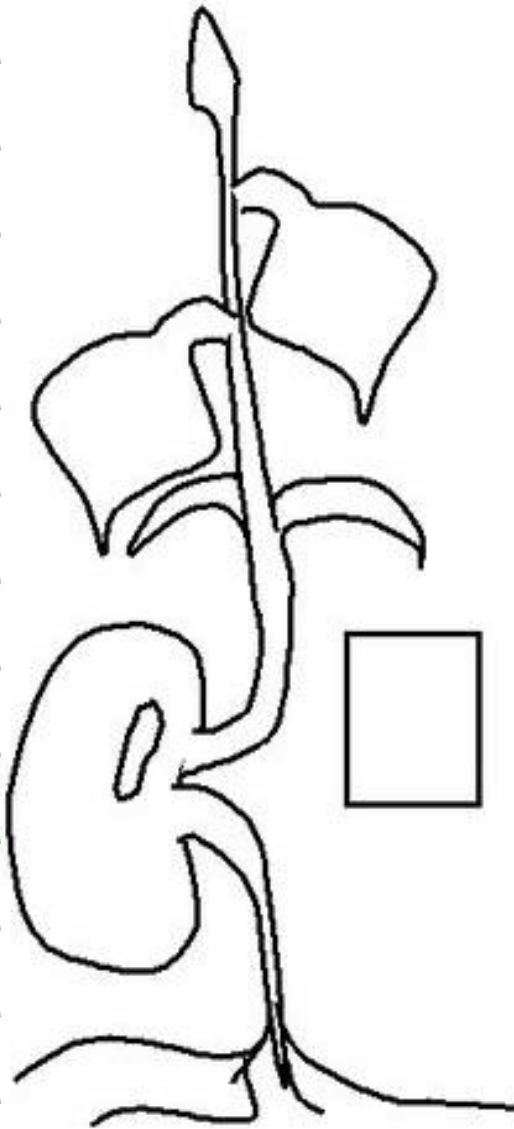


5



Growing plants

Label the pictures in the order they occur (from 1 to 4).



Cut & Paste Vehicles

Find, match and paste the pictures together.

