



WINTER HOLIDAY HOMEWORK

CLASS-11

NAME- _____



Winter Holiday Homework (2023-24)

For Class- II

Winter spreads in the white sheet It is the time to greet,
Winter with some woollen clothes Winter brings in Christmas hopes
Winter is the time to rejoice. Winter is the time to spread the joy,
This winter break try and make a difference.

- **Appreciate Nature** – Go for long walks in a park or garden with your family and friends when its sunshine. Avoid early morning hours for outdoor activities.



- **Good manners is the key**- Respect your parents, grandparents and all elders.

Follow all the instructions given during Month of Manners activities.

- **Stay Fit, Stay Healthy** – Exercise regularly and play your favourite game/ sport regularly. Develop in yourself the spirit of sportsmanship & sense of healthy competition. Allow you younger friends to win.



- **Family Connect** – Go for a long walks/drives with your family and friends learn from their experiences. They are a living story book.



- **Save Nature** – Contribute to save our precious environment. Minimize the wastage of resources like water, fuel and electricity.

- **Happy thoughts** – Stay positive and pray daily for yourself and for other



Few Important points to follow :-

Submit your holiday H.W. only after getting a note in the almanac.

School will re-open on 11th January, 2024.

Must do :-

- ❖ Wear appropriate outdoor clothing and keep yourself warmly clad.
- ❖ Stay well nourished by eating healthy food and drink enough water to keep your body hydrated.
- ❖ No matter how busy you are, find time for reading.
- ❖ Help your parents to run errands. Stay well rested by taking enough sleep.

Enjoy The Winter Vacation ! Stay Safe....


(PRINCIPAL)

ENGLISH

Q.1. Read the story


‘ The Monkey and the Crocodile’ (Karadi Path).

Underline the past tense verbs and write them in Scrapbook. Depict the story in picture form (You can draw / paste the picture or enact and ask your mom to record video).



or

Q.2. Make a pictionary. Paste any five pictures of your choice and make one sentence of past tense and present tense each describing the picture.



Example-

Present Tense	Past Tense
The Taj Mahal is in Agra.	The Taj Mahal was built by Shah Jahan.

Creativity	Content	Presentation
2	2	1

HINDI

प्र.1. पाठ-14 मेहनत की कमाई को ध्यानपूर्वक पढ़ते हुए उसमें आए संज्ञा शब्दों को लाल रंग से सर्वनाम शब्दों को नीले रंग से और क्रिया शब्दों को पीले रंग से पुस्तक में रेखांकित करते हुए **A-4 size sheet** पर उन शब्दों की एक तालिका बनाइए और लिखते समय भी आप उन्हीं रंगों का प्रयोग करेंगे।

उदाहरणस्वरूप —

संज्ञा	सर्वनाम	क्रिया
लालो (लाल रंग से)	वह (नीले रंग से)	रोटियां पकाई (पीले रंग से)

अथवा

प्र.2.-निम्नलिखित कहानी पढ़कर उसमें आए पात्रों के नाम, उससे मिलने वाली शिक्षा तथा उसका उद्देश्य तथा कहानी में आपको कौन सा पात्र समझदार लगा और क्यों सुंदर शब्दों में लिखिए।

एक बाज एक पेड़ की डाली पर रहता था। उसी पेड़ की खोह में एक लोमड़ी रहती थी।

एक दिन, जब लोमड़ी अपनी खोह से निकली तो बाज उसमें घुस गया और अपने बच्चों को खिलाने के लिए लोमड़ी के बच्चों को उठाकर ले गया। जब लोमड़ी लौटी, तो उसने बाज से अनुरोध किया कि उसके बच्चे लौटा दे। बाज जानता था कि लोमड़ी उसके घोंसले तक नहीं पहुँच पाएगी। उसने लोमड़ी के अनुरोध पर कोई ध्यान नहीं दिया। लोमड़ी पास के एक मंदिर गई और वहाँ से जलती हुई लकड़ी लेकर आई। उसने पेड़ के नीचे आग लगा दी। आग की गर्मी और धुएँ से बाज डर गया। अपने बच्चों की जान बचाने के लिए वह जल्दी से लोमड़ी के पास आया और उसके बच्चे लौटा दिए।

निर्दयी व्यक्ति जिनका दमन करता है, उनसे उसे हमेशा खतरा रहता है।

पात्रों के नाम	शिक्षा	उद्देश्य	समझदार पात्र (क्यों)

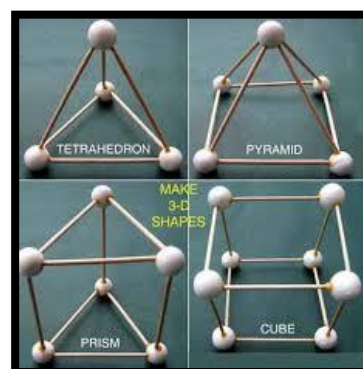
मूल्यांकन

चित्रात्मकता	सुंदर लेख	वर्तनी शुद्धि
1	2	2

MATH


“Without mathematics, there's nothing you can do. Everything around you is mathematics. Everything around you is numbers.”

Q.1. Make two 3-Dimensional shapes using different things like card board, matchsticks etc. and write any 3 differences between the features of those shapes.



OR

Q.2. Go on a shape hunt. Make 3 shape (Circle, Rectangle and Triangle) magnifying glasses as shown in the picture. Look through those glasses and find out 10 things of same shapes around you or at the places where you visit during these holidays. Write their names in the scrap book.



Creativity	Content	Presentation
2	1	2

EVS

Q1. A calendar shows the days, weeks and months of a year which helps us to find how long it takes for things to happen. Let's make a calendar of your birthday month. Now mark all the festivals and special days come in that month including your birthdate.



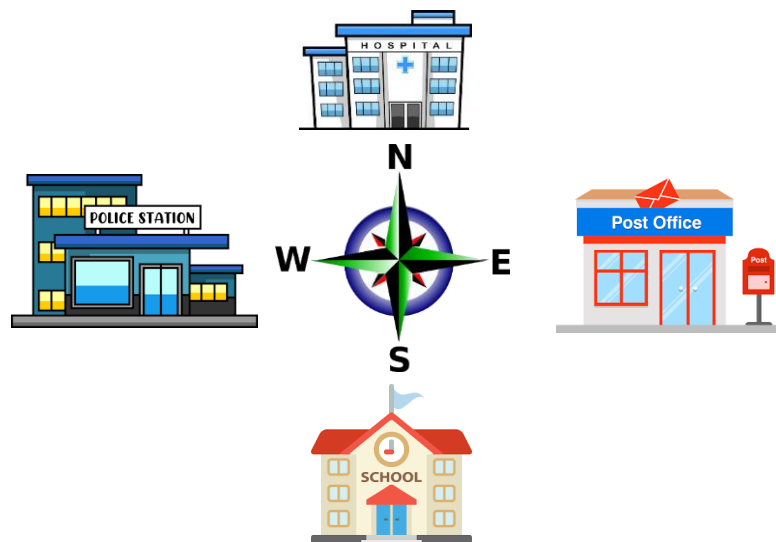
Important Days

1 st - New Year	5 th - My Birthday
13 th - Lohri	14 th - Makar Sankranti
15 th - Pongal	17 th - Guru Govind Singh Jayanti
26 th - Republic Day	

OR

Q2. Be an Explorer- Directions help us find the position of different things. There are four main directions to locate a place: North, South, East and West. Draw all the four main directions. Now with the help of an adult find and write (any four) landmarks that are located in your neighbourhood in different directions. Also paste the pictures of those landmarks in their respective directions in a scrapbook.

Now go inside your room and locate two objects in North direction, click picture. After clicking the picture now move these objects in East direction. Click the picture again and paste them in the scrapbook.



Creativity	Content	Presentation	Accuracy
1	2	1	1